

**M12 MALE 0° / M8 FEMALE 0°**

PUR 3X0.34 GRAY, UL/CSA, drag ch 7m

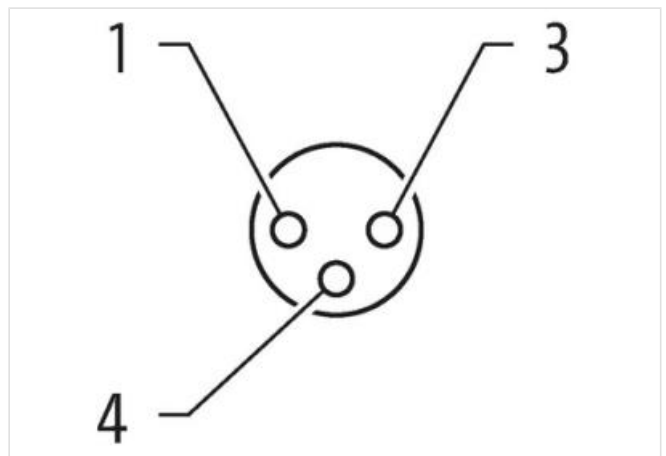

Male straight – female straight

M12 – M8, 3-pole

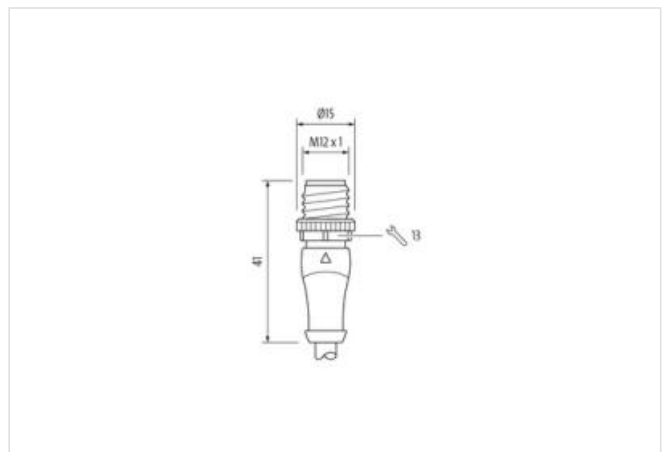
Plastic housings with good resistance against chemicals and oils.

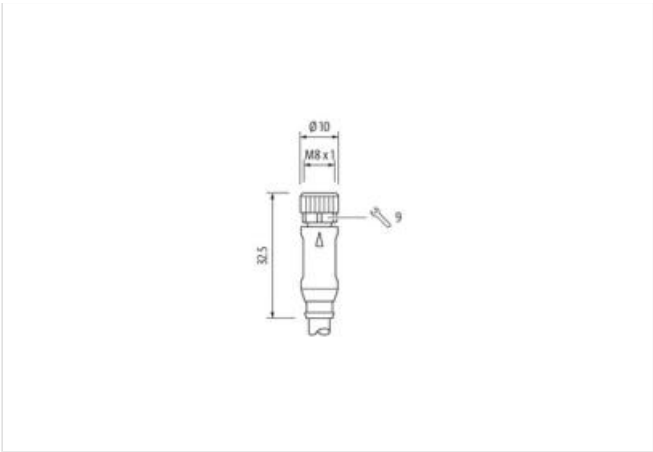
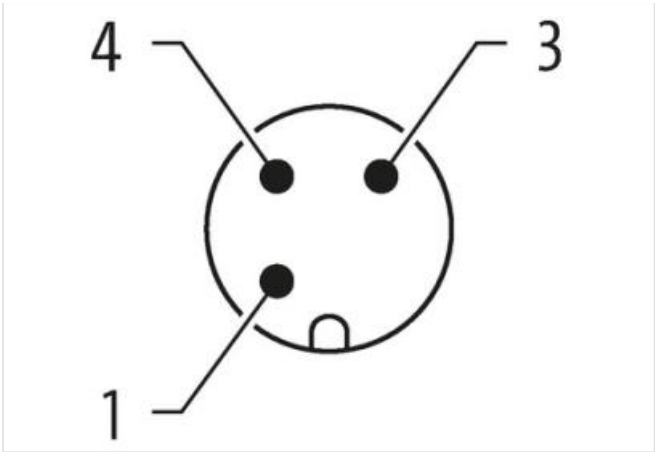
The resistance to aggressive media should be individually tested for your application. Further details on request.

Further cable lengths on request.

[Link to Product](#)**Illustration**

1	BN	1
		2
3	BU	3
4	BK	4





Product may differ from Image



Cable length	7 m
Side 1	
Tightening torque	0,6 Nm
Family construction form	M12
Thread	M12 x 1
Degree of protection (EN IEC 60529)	IP66K, IP67
Side 2	
Tightening torque	0,4 Nm
Family construction form	M8
Thread	M8 x 1
Degree of protection (EN IEC 60529)	IP66K, IP67
Commercial data	
ECLASS-6.0	27279218
ECLASS-7.0	27279218
ECLASS-8.0	27279218
ECLASS-9.0	27060311
ECLASS-10.1	27060311
ECLASS-11.1	27060311
ECLASS-12.0	27060311
ETIM-5.0	EC001855
customs tariff number	85444290
GTIN	4048879083928
Packaging unit	1
Electrical data   Supply	
Operating voltage AC max.	60 V
Operating voltage DC max.	60 V
Current operating per contact max.	4 A
Device protection   Electrical	
Additional condition protection degree	inserted, screwed
Mechanical data   Material data	
Coating locking	Nickeled

Locking material                      Zinc die-casting

#### Mechanical data | Mounting data

Mounting method                      inserted, screwed, Shaking protection

#### Environmental characteristics | Climatic

Operating temperature min.                      -25 °C

Operating temperature max.                      85 °C

Additional condition temperature range                      depending on cable quality

#### Installation | Cable

Cable identification                      233

Cable Type                      3

Jacket Color                      gray

Type of Certificate                      cURus

Amount stranding                      1

Stranding                      3 wires twisted

wire arrangement                      brown, black, blue

No. of bending cycles (C-track)                      10 Mio. @ 25 °C

Cable weight                      29,7 g/m

Material jacket                      PUR

Shore hardness jacket                      90 ± 5 Shore A

Freedom from ingredients (jacket)                      lead-free, cadmium-free, CFC-free, halogen-free, silicone-free

Outer-diameter (jacket)                      4,1 mm

Tolerance outer diameter (sheath)                      ± 5 %

Material wire insulation                      PP

Amount wires                      3

Outer diameter insulation                      1,25 mm

Outer diameter tolerance core insulation                      ± 5 %

Shore hardness wire insulation                      70 ± 5 Shore D

Ingredient freeness wire insulation                      lead-free, cadmium-free, CFC-free, halogen-free, silicone-free

Amount strands (wire)                      42

Diameter of single wires                      0,1 mm

Conductor crosssection (wire)                      0,34 mm²

Material conductor wire                      Stranded copper wire, bare

Conductor type (wire)                      strand class 6

Traversing distance (C-track)                      10 m @ 25 °C | horizontal

Current load capacity (standard)                      to DIN VDE 0298-4

Current load capacity min. wire                      6 A

Electrical resistance line constant wire                      57 Ω/km @ 20 °C

Nominal voltage power AC max.                      300 V

Power frequency withstand voltage power  
(wire - jacket)                      2,5 kV @ 60 s

AC withstand voltage power (wire - wire)                      2,5 kV @ 60 s

Min. operating temperature (static)                      -40 °C

Max. operating temperature (fixed)                      80 °C / 90 °C @ 10000 h Operation

Operating temperature min. (dynamic)                      -25 °C

Operating temperature max. (dynamic)                      80 °C / 90 °C @ 10000 h Operation

Flame resistance                      UL 1581 § 1090 | IEC 60332-2-2 | UL 1581 § 1100 FT2

chemical resistance                      Good, application-related testing

Gasoline resistance                      Good, application-related testing

Oil resistance                      Good, application-related testing | DIN EN 60811-404

Bending radius (fixed)                      5 x Outer diameter

Bending radius (dynamic)                      10 x Outer diameter

No. of torsion cycles                      2 Mio.

Torsion speed                      35 cycles/min

Torsion stress

$\pm 180\text{ }^{\circ}/\text{m}$