

**Mini (7/8) 3 pole, Male (Ext.) 90°/Female 90°**

PVC 3x16AWG ye UL/CSA, STOOW

Male 90° – female 90°

7/8" – 7/8", 3-pole

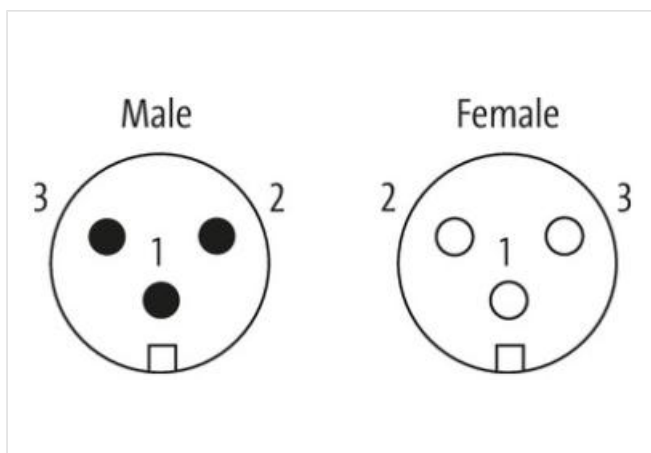
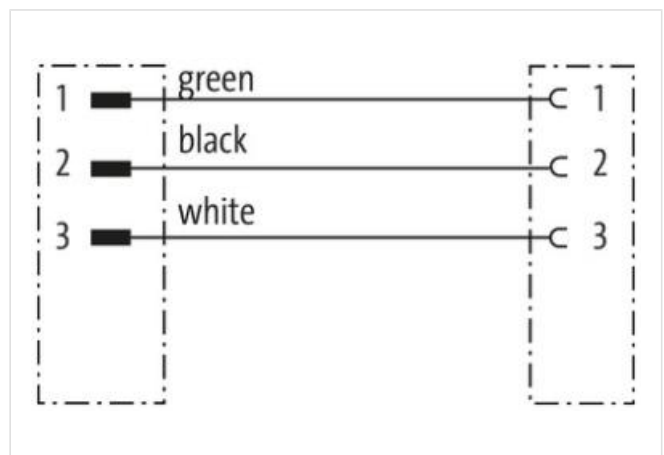

Power cable

USA

Further cable lengths on request.

Plastic housings with good resistance against chemicals and oils.

The resistance to aggressive media should be individually tested for your application. Further details on request.

[Link to Product](#)**Illustration**



Product may differ from Image



|  |   |
|--|---|
| Cable length                             | 5 m   |
| Side 1                                   |   |
| Tightening torque                        | 1,5 Nm  |
| Family construction form                 | 7/8"  |
| Thread                                   | 7/8"  |
| Width across flats                       | SW24  |
| Side 2                                   |   |
| Tightening torque                        | 1,5 Nm  |
| Thread                                   | 7/8"  |
| Electrical data   Supply                 |   |
| Operating voltage AC max.                | 600 V   |
| Operating voltage DC max.                | 600 V   |
| Current operating per contact max.       | 12 A  |
| Device protection   Electrical           |   |
| Degree of protection (EN IEC 60529)      | IP68  |
| Additional condition protection degree   | inserted, screwed   |
| Mechanical data   Material data          |   |
| Coating locking                          | Nickeled  |
| Material housing                         | PUR   |
| Locking material                         | Zinc die-casting  |
| Mechanical data   Mounting data          |   |
| Mounting method                          | inserted, screwed, Shaking protection   |
| Environmental characteristics   Climatic |   |
| Operating temperature min.               | -25 °C  |
| Operating temperature max.               | 80 °C   |
| Additional condition temperature range   | depending on cable quality  |
| Important installation notes             |   |
| Note on strain relief                    | Protect the connectors by suitable measures from mechanical loads, e.g. by the usage of cable ties.   |
| Note on bending radius                   | <b>Attention:</b> Observe the permissible bending radii when laying cables, as the IP protection class can be endangered by excessive bending forces. |
| Installation   Cable                     |   |

|   |  |
|---|--|
| wire arrangement                                  | black, green, white                                  |
| Cable identification                              | UBB  |
| Jacket Color                                      | yellow   |
| Type of Certificate                               | cURus  |
| STOOW style jacket                                | STOOW  |
| Amount stranding                                  | 1  |
| Stranding   | 3 wires with 3 Filler twisted                        |
| Banding   | silk paper   |
| Filler  | yes  |
| wire arrangement                                  | black, green, white                                  |
| Cable weight                                      | 137,5 g/m  |
| Material jacket                                   | PVC  |
| Freedom from ingredients (jacket)                 | lead-free, CFC-free                                  |
| Outer-diameter (jacket)                           | 10,03 mm   |
| Tolerance outer diameter (sheath)                 | ± 5 %  |
| Material wire insulation                          | PVC  |
| Amount wires                                      | 3  |
| Outer diameter insulation                         | 3,05 mm  |
| Outer diameter tolerance core insulation          | ± 5 %  |
| Ingredient freeness wire insulation               | lead-free, CFC-free                                  |
| Amount strands (wire)                             | 26   |
| Diameter of single wires                          | 16 AWG   |
| Conductor crosssection (wire)                     | 16 AWG   |
| Material conductor wire                           | Stranded copper wire, bare                           |
| Nominal voltage AC max.                           | 600 V  |
| Current load capacity (standard)                  | according to NFPA-70 (NEC) : 400.5(A) (1-3)          |
| Current load capacity min. wire                   | 10 A   |
| Electrical resistance line constant wire          | 13,1 Ω/km @ 20 °C                                    |
| AC withstand voltage (wire - wire)                | 6 kV @ 60 s  |
| Power frequency withstand voltage (wire - jacket) | 6 kV @ 60 s  |
| Min. operating temperature (static)               | -50 °C   |
| Max. operating temperature (fixed)                | 105 °C   |
| Operating temperature min. (dynamic)              | -20 °C   |
| Operating temperature max. (dynamic)              | 90 °C  |
| Flame resistance                                  | UL 1581 § 1100 FT2   IEC 60332-2-2   UL 1581 § 1090  |
| chemical resistance                               | Good, application-related testing                    |
| Gasoline resistance                               | Good, application-related testing                    |
| Oil resistance                                    | Good, application-related testing   DIN EN 60811-404 |
| Bending radius (fixed)                            | 10 x Outer diameter                                  |
| Bending radius (dynamic)                          | 15 x Outer diameter                                  |
| No. of bending cycles (C-track)                   | 2 Mio.   |
| <b>Commercial data</b>                            |  |
| customs tariff number                             | 85444290   |
| Packaging unit                                    | 1  |