

T-Coupler M12 male/ M12 male w.cable+female A-cod.

2-pol. / 4-pol. + 8-pol.

AIDA conform

T-coupler (Slim Line)

Male straight – female/male straight

M12 – M12

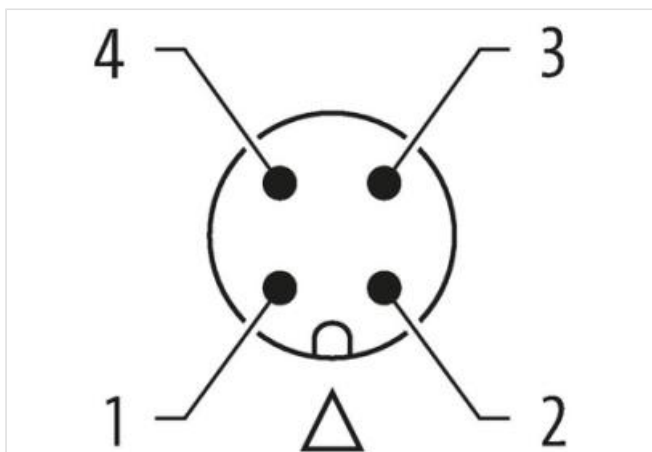
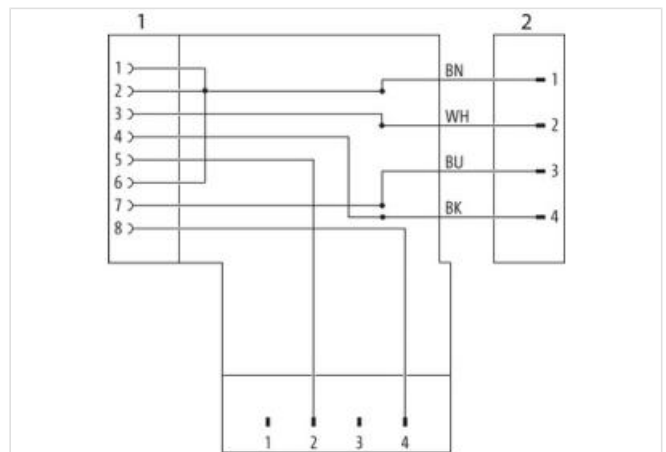
Connection cable 0.2 m

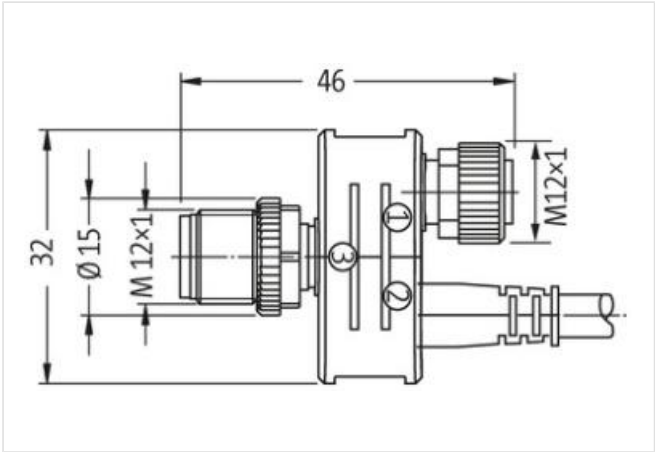
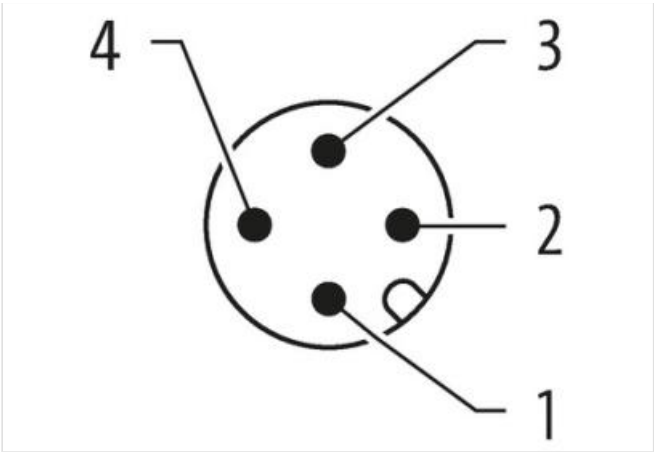
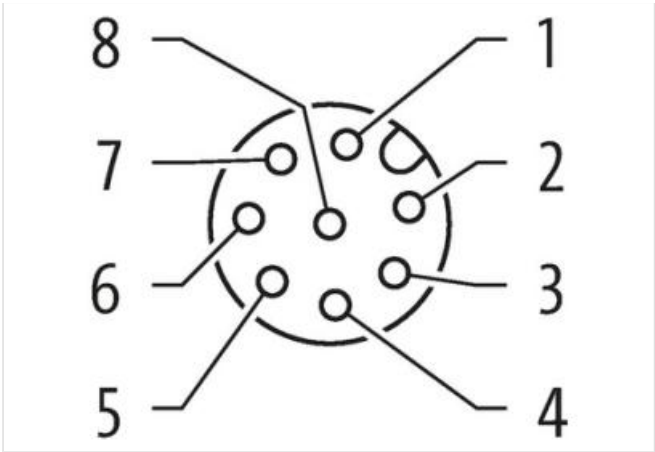
Distribution function (NO)

for emergency-stop button (8-pole)

Plastic housings with good resistance against chemicals and oils.

The resistance to aggressive media should be individually tested for your application. Further details on request.

[Link to Product](#)**Illustration**



Product may differ from Image

Side 1	
Tightening torque	0,6 Nm
Mounting method	screwed, pluggable
Family construction form	M12
Thread	M12 x 1
Coding	A
No. of poles	8
Width across flats	SW13
Degree of protection (EN IEC 60529)	IP67
Side 2	
Tightening torque	0,6 Nm
Mounting method	screwed, pluggable
Family construction form	M12
Thread	M12 x 1
Coding	A
No. of poles	4
Width across flats	SW13
Degree of protection (EN IEC 60529)	IP67
Side 3	
Mounting method	screwed, pluggable
Family construction form	M12
Coding	A

No. of poles	4
Degree of protection (EN IEC 60529)	IP67
Tightening torque	0,6 Nm
Thread	M12 x 1
Commercial data	
ECLASS-6.0	27279218
ECLASS-6.1	27279218
ECLASS-7.0	27279218
ECLASS-8.0	27279218
ECLASS-9.0	27060313
ECLASS-10.1	27060313
ECLASS-11.1	27060313
ECLASS-12.0	27060313
ETIM-5.0	EC002062
customs tariff number	85444290
GTIN	4048879782074
Packaging unit	1
Electrical data Supply	
Operating voltage AC max.	30 V
Operating voltage DC max.	30 V
Current operating per contact max.	2 A
Installation Connection	
Tightening torque	0,6 Nm
Mounting set	M12 x 1
Width across flats	SW 13
Device protection Electrical	
Degree of protection (EN IEC 60529)	IP67
Pollution Degree	3
Rated surge voltage	0,8 kV
Material group (IEC 60664-1)	I
Mechanical data Material data	
Coating of fitting	nickel plated, vermessingt
Material screw connection	Zinc die-casting
Mechanical data Mounting data	
Mounting method	inserted, screwed
Environmental characteristics Climatic	
Operating temperature min.	-25 °C
Operating temperature max.	85 °C
Important installation notes	
Note on strain relief	Protect the connectors by suitable measures from mechanical loads, e.g. by the usage of cable ties.
Note on bending radius	Attention: Observe the permissible bending radii when laying cables, as the IP protection class can be endangered by excessive bending forces.