

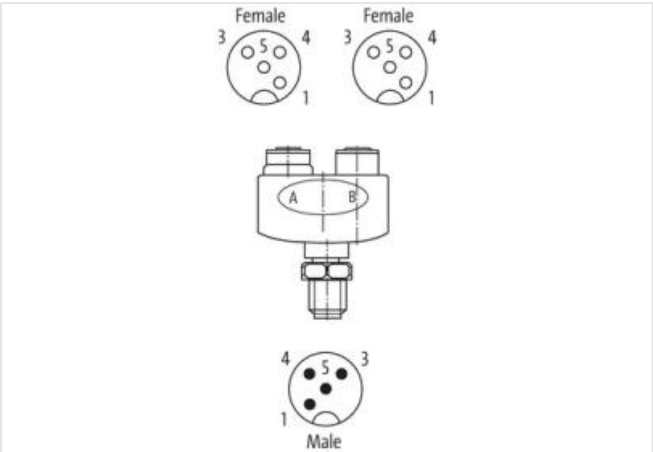
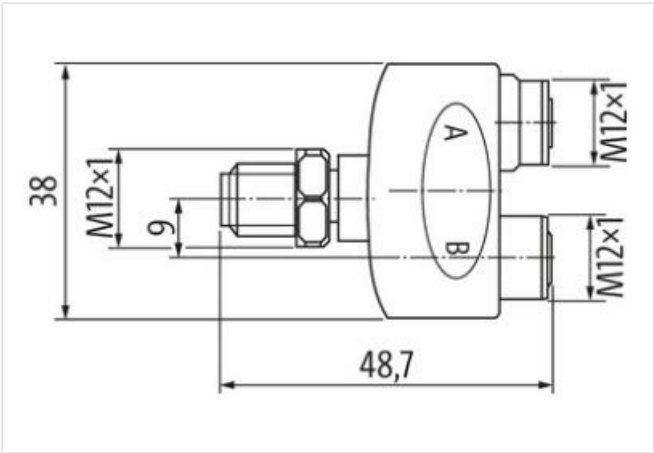
T-Coupler M12 male / 2x M12 female A-cod. F&B PRO

4-pol. / 2x 4-pol.

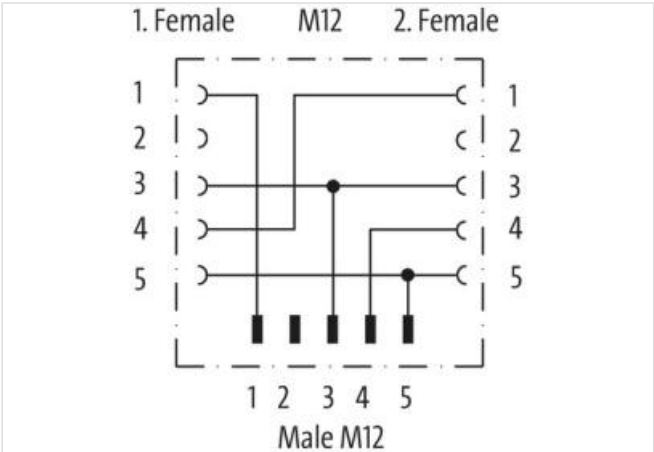
T-coupler
F&B Pro
Male straight – females straight
M12 – M12, 4-pole
Plastic housings with good resistance against chemicals and oils.
The resistance to aggressive media should be individually tested for your application. Further details on request.

Link to Product

Illustration



Product may differ from Image



Side 1	
Tightening torque	0,6 Nm
Mounting method	screwed, pluggable
Family construction form	M12
Thread	M12 x 1

Gender	female
Coding	A
No. of poles	4
Width across flats	SW14
Degree of protection (EN IEC 60529)	IP65, IP67, IP68, IP69K

Side 2

Tightening torque	0,4 Nm
Mounting method	screwed, pluggable
Family construction form	M12
Thread	M12 x 1
Gender	female
Coding	A
No. of poles	4
Width across flats	SW14
Degree of protection (EN IEC 60529)	IP65, IP67, IP68, IP69K

Side 3

Mounting method	screwed, pluggable
Family construction form	M12
Coding	A
No. of poles	4
Degree of protection (EN IEC 60529)	IP65, IP67, IP68, IP69K
Gender	male
Tightening torque	0,6 Nm
Width across flats	SW14
Thread	M12 x 1

Commercial data

ECLASS-6.0	27279221
ECLASS-7.0	27440104
ECLASS-8.0	27440104
ECLASS-9.0	27440102
ECLASS-10.1	27440106
ECLASS-11.1	27440106
ECLASS-12.0	27440106
ETIM-5.0	EC001855
customs tariff number	85366990
GTIN	4048879871273
Packaging unit	1

Electrical data | Supply

Operating voltage AC max.	60 V
Operating voltage DC max.	60 V
Current operating per contact max.	4 A

Diagnostics

Status indication LED	no
-----------------------	----

Installation | Connection

Tightening torque	0,6 Nm
Mounting set	M12 x 1
Width across flats	SW 14

Device protection | Electrical

Additional condition protection degree	inserted, screwed
--	-------------------

Mechanical data | Material data

Material gasket	EPDM
-----------------	------

Material housing	PP
Locking material	Stainless steel 1.4404 (V4A)
Mechanical data Mounting data	
Mounting method	inserted, screwed, Shaking protection
Environmental characteristics Climatic	
Operating temperature min.	-25 °C
Operating temperature max.	100 °C
Important installation notes	
Note on strain relief	Protect the connectors by suitable measures from mechanical loads, e.g. by the usage of cable ties.
Note on bending radius	Attention: Observe the permissible bending radii when laying cables, as the IP protection class can be endangered by excessive bending forces.