

M12 female recept. A-cod. FM F&B Pro

wires PUR 8x0.25 0,2m

F&B Pro

Flange female


M12, 8-pole

Front mounting

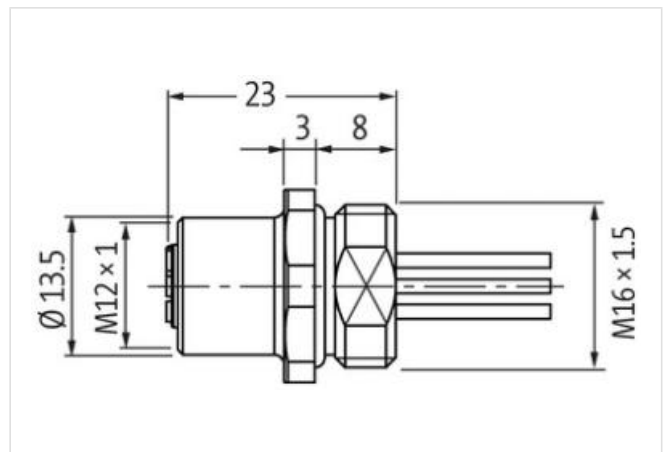
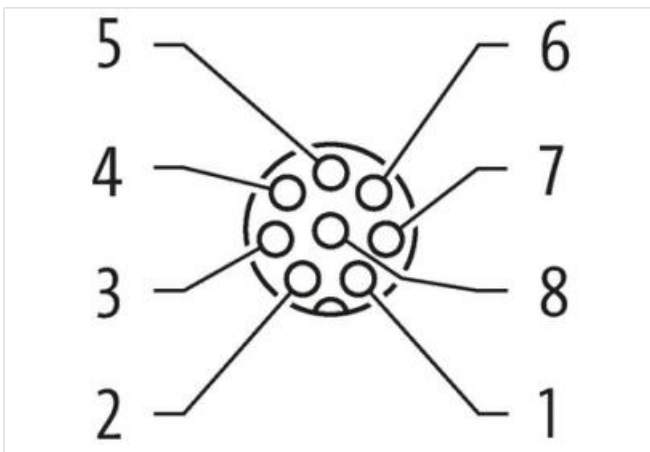
Stainless steel 1.4404 (V4A)

IP69K

Further cable lengths on request.

[Link to Product](#)**Illustration**

1	WH
2	BN
3	GN
4	YE
5	GY
6	PK
7	BU
8	RD





Product may differ from Image



Cable length	0,2 m
Side 1	
Tightening torque	0,6 Nm
Family construction form	M12
Thread	M12 x 1
Coding	A
No. of poles	8
Width across flats	SW14
Degree of protection (EN IEC 60529)	IP67, IP69K
Commercial data	
ECLASS-6.0	27279220
ECLASS-6.1	27279220
ECLASS-7.0	27440103
ECLASS-8.0	27440103
ECLASS-9.0	27440103
ECLASS-10.1	27440103
ECLASS-11.1	27440103
ECLASS-12.0	27440103
ETIM-5.0	EC001855
customs tariff number	85444290
GTIN	4048879756846
Packaging unit	1
Electrical data Supply	
Operating voltage AC max.	30 V
Operating voltage DC max.	30 V
Current operating per contact max.	2 A
Diagnostics	
Status indication LED	no
Installation Connection	
Mounting set	M16 x 1.5
Device protection Electrical	

Protection NEMA	3, 4, 6P
Additional condition protection degree	screwed, mounted
Pollution Degree	3
Rated surge voltage	0,8 kV
Material group (IEC 60664-1)	I

Mechanical data | Material data

Locking material	Stainless steel 1.4404 (V4A)
------------------	------------------------------

Mechanical data | Mounting data

Mounting method	inserted, screwed, Shaking protection
-----------------	---------------------------------------

Environmental characteristics | Climatic

Operating temperature min.	-40 °C
Operating temperature max.	105 °C
Additional condition temperature range	depending on cable quality

Important installation notes

Note on strain relief	Protect the connectors by suitable measures from mechanical loads, e.g. by the usage of cable ties.
Note on bending radius	Attention: Observe the permissible bending radii when laying cables, as the IP protection class can be endangered by excessive bending forces.

Approvals

UL 50E	yes
--------	-----

Installation | Cable

wire arrangement	white, brown, green, yellow, gray, pink, blue, red
Cable identification	973
wire arrangement	white, brown, green, yellow, gray, pink, blue, red
Material wire insulation	PUR
Amount wires	8
Outer diameter insulation	1,25 mm
Conductor crosssection (wire)	0,25 mm²
Min. operating temperature (static)	-40 °C
Max. operating temperature (fixed)	90 °C
Operating temperature min. (dynamic)	-25 °C
Operating temperature max. (dynamic)	90 °C
Flame resistance	UL 1581 § 1090 IEC 60332-2-2 UL 1581 § 1100 FT2
chemical resistance	Good, application-related testing
Gasoline resistance	Good, application-related testing
Oil resistance	Good, application-related testing DIN EN 60811-404
Bending radius (fixed)	10 x Outer diameter