

**M12 female 0° A-cod. with cable F&B Pro**

TPE-S 5x0.34 bu UL robot+drag ch. 75m

Plug Connectors for Food &amp; Beverage

Further cable lengths on request.

Female straight

M12 F&amp;B Pro

5-pole

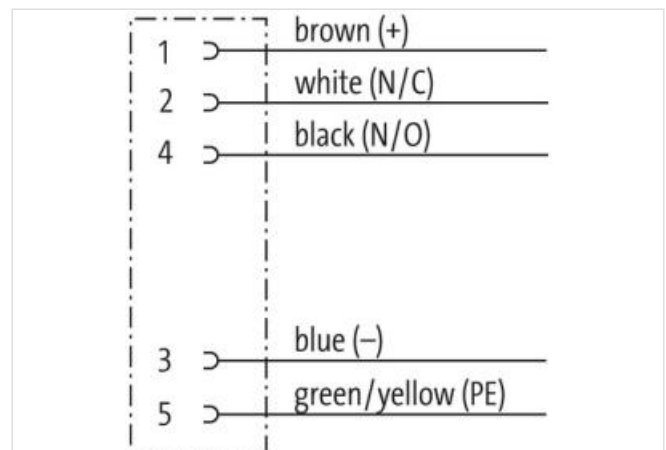

Stainless steel 1.4404 (V4A)

without cable sleeves

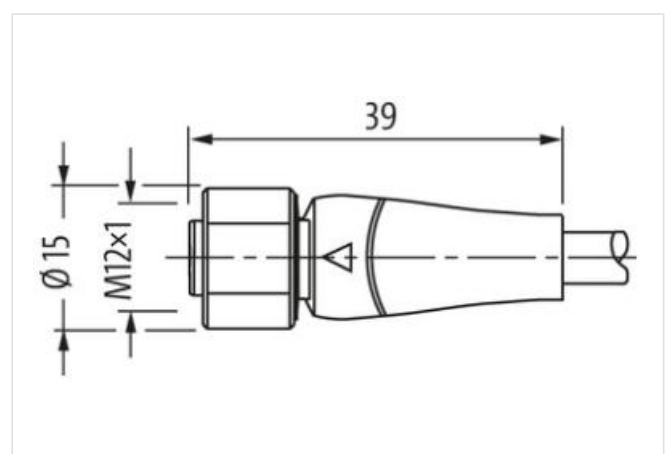
IP69K

Plastic housings with good resistance against chemicals and oils.

The resistance to aggressive media should be individually tested for your application. Further details on request.

[Link to Product](#)**Illustration**

M12 female 0° A-cod. with cable F&amp;B Pro



Product may differ from Image



Cable length 75 m

#### Side 1

|                                     |                   |
|-------------------------------------|-------------------|
| Tightening torque                   | 0,6 Nm            |
| Mounting method                     | inserted, screwed |
| Coating contact                     | gold plated       |
| Family construction form            | M12               |
| Thread                              | M12 x 1           |
| Coding                              | A                 |
| Material contact                    | Copper alloy      |
| No. of poles                        | 5                 |
| Width across flats                  | SW14              |
| Degree of protection (EN IEC 60529) | IP65, IP68, IP69K |

#### Side 2

Stripping length (jacket) 20 mm

#### Commercial data

|                       |               |
|-----------------------|---------------|
| ECLASS-6.0            | 27279218      |
| ECLASS-6.1            | 27279218      |
| ECLASS-7.0            | 27279218      |
| ECLASS-8.0            | 27279218      |
| ECLASS-9.0            | 27060311      |
| ECLASS-10.1           | 27060311      |
| ECLASS-11.1           | 27060311      |
| ECLASS-12.0           | 27060311      |
| ETIM-5.0              | EC001855      |
| customs tariff number | 85444290      |
| GTIN                  | 4065909005941 |
| Packaging unit        | 1             |

#### Electrical data | Supply

|                                    |       |
|------------------------------------|-------|
| Operating voltage AC max.          | 125 V |
| Operating voltage DC max.          | 125 V |
| Operating voltage AC (UL-listed)   | 30 V  |
| Operating voltage DC (UL-listed)   | 30 V  |
| Current operating per contact max. | 4 A   |

#### Diagnostics

Status indication LED no

#### Installation | Connection

Stripping length (jacket) 20 mm

#### Device protection | Electrical

|  |                   |
|--|-------------------|
| Additional condition protection degree | inserted, screwed |
| Pollution Degree                       | 3                 |
| Rated surge voltage                    | 1,5 kV            |
| Material group (IEC 60664-1)           | I                 |

#### Mechanical data

Contour for corrugated hose without

#### Mechanical data | Material data

|                          |                              |
|--------------------------|------------------------------|
| Color contact carrier    | ice blue                     |
| Material gasket          | EPDM                         |
| Material housing         | PP                           |
| Material contact carrier | PP                           |
| Locking material         | Stainless steel 1.4404 (V4A) |

#### Mechanical data | Mounting data

Mounting method inserted, screwed, Shaking protection

#### Environmental characteristics | Climatic

|  |                            |
|--|----------------------------|
| Operating temperature min.             | -40 °C                     |
| Operating temperature max.             | 105 °C                     |
| Additional condition temperature range | depending on cable quality |

#### Important installation notes

|                        |   |
|------------------------|---|
| Note on strain relief  | Protect the connectors by suitable measures from mechanical loads, e.g. by the usage of cable ties.   |
| Note on bending radius | <b>Attention:</b> Observe the permissible bending radii when laying cables, as the IP protection class can be endangered by excessive bending forces. |

#### Conformity

|                  |                                       |
|------------------|---------------------------------------|
| Product standard | DIN EN 61076-2-101 (M12), FDA conform |
|------------------|---------------------------------------|

#### Installation | Cable

|  |  |
|--|--|
| Cable identification                     | 365  |
| Jacket Color                             | blue   |
| Amount stranding                         | 1  |
| Stranding                                | 5 wires around Core filler twisted                             |
| wire arrangement                         | brown, black, blue, white, gray                                |
| Cable weight                             | 35,2 g/m   |
| Material jacket                          | TPE-S  |
| Shore hardness jacket                    | 47 ± 5 Shore D   |
| Freedom from ingredients (jacket)        | lead-free, cadmium-free, CFC-free, halogen-free, silicone-free |
| Outer-diameter (jacket)                  | 5 mm   |
| Tolerance outer diameter (sheath)        | ± 5 %  |
| Material wire insulation                 | PP   |
| Amount wires                             | 5  |
| Outer diameter insulation                | 1,27 mm  |
| Outer diameter tolerance core insulation | ± 5 %  |
| Shore hardness wire insulation           | 64 ± 3 Shore D   |
| Ingredient freeness wire insulation      | lead-free, cadmium-free, CFC-free, halogen-free, silicone-free |
| Amount strands (wire)                    | 42   |
| Diameter of single wires                 | 0,1 mm   |
| Conductor crosssection (wire)            | 0,34 mm²   |
| Material conductor wire                  | Stranded copper wire, bare                                     |
| Conductor type (wire)                    | strand class 6   |
| Traversing distance (C-track)            | 10 m @ 25 °C   horizontal                                      |
| Nominal voltage AC max.                  | 300 V  |
| Current load capacity (standard)         | to DIN VDE 0298-4  |
| Current load capacity min. wire          | 4,5 A  |
| Electrical resistance line constant wire | 58 Ω/km @ 20 °C  |
| AC withstand voltage (wire - wire)       | 3 kV @ 60 s  |
| Min. operating temperature (static)      | -40 °C   |
| Max. operating temperature (fixed)       | 105 °C   |
| Operating temperature min. (dynamic)     | -25 °C   |
| Operating temperature max. (dynamic)     | 105 °C   |
| Flame resistance                         | UL 1581 § 1100 FT2   UL 1581 § 1090   IEC 60332-2-2            |
| chemical resistance                      | Good, application-related testing                              |
| Gasoline resistance                      | Good, application-related testing                              |
| Oil resistance                           | Good, application-related testing   DIN EN 60811-404           |
| Bending radius (fixed)                   | 5 x Outer diameter   |
| Bending radius (dynamic)                 | 10 x Outer diameter  |
| Travel speed (C-track)                   | 4 Mio. @ 25 °C   |
| No. of torsion cycles                    | 2 Mio.   |
| Torsion stress                           | ± 180 °/m  |

The information in this Product-PDF has been compiled with the utmost care.

Liability for the correctness completeness and topicality of the information is restricted to gross negligence. Version: 2024-05-18

Murrelektronik GmbH | Office Park 4, 4.OG/Top A.45 | 1300 Wien-Flughafen | Fon +43 1 706 45 25-0 | Fax +43 1 706 45 25-300 | shop@murrelektronik.at | shop.murrelektronik.at

Torsion speed

35 cycles/min