

**M12 male 0° / M12 female 0° A-cod. 3LED V2A**

FEP 5xAWG22 bk 5m

Male straight – female straight

M12 – M12, 5-pole

3× LED (PNP)

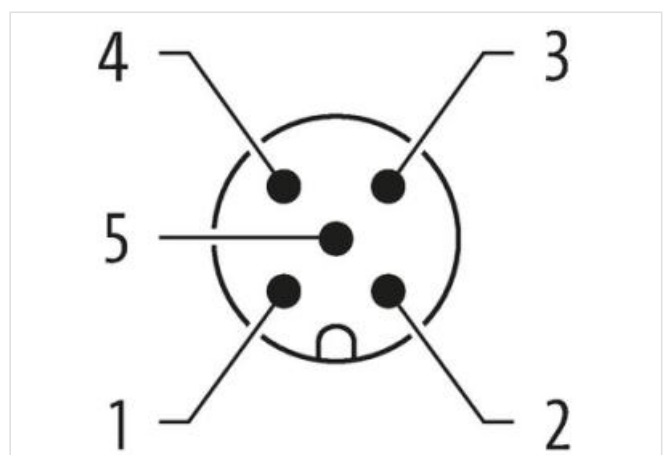
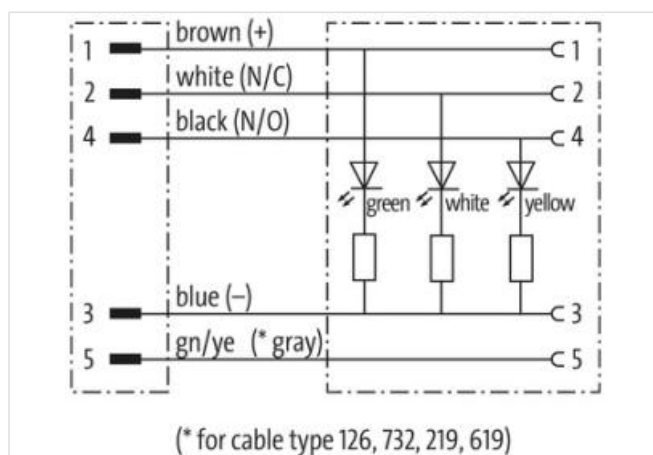

Stainless steel 1.4305 (V2A) PTFE coated

Art-No. 7005 - M12 Lite - (plastic hexagonal screw) on request

Plastic housings with good resistance against chemicals and oils.

The resistance to aggressive media should be individually tested for your application. Further details on request.

Further cable lengths on request.

[Link to Product](#)**Illustration**



Product may differ from Image

Cable length	5 m
Side 1	
Tightening torque	0,6 Nm
Family construction form	M12
Thread	M12 x 1
suitable for corrugated tube (internal Ø)	10 mm
Coding	A
Width across flats	SW13
Degree of protection (EN IEC 60529)	IP65, IP66K, IP67
Side 2	
Tightening torque	0,6 Nm
Family construction form	M12
Thread	M12 x 1
Coding	A
Commercial data	
ECLASS-6.0	27279218
ECLASS-7.0	27279218
ECLASS-8.0	27279218
ECLASS-9.0	27060311
ECLASS-10.1	27060311
ECLASS-11.1	27060311
ECLASS-12.0	27060311
ETIM-5.0	EC001855
customs tariff number	85444290
GTIN	4048879811507
Packaging unit	1
Electrical data   Supply	
Operating voltage DC	24 V
Operating voltage DC min.	18 V
Operating voltage DC max.	30 V
Current operating per contact max.	4 A
Diagnostics	
Status indication LED	green, white, yellow
Device protection   Electrical	
Additional condition protection degree	inserted, screwed
Pollution Degree	3

Rated surge voltage	0,8 kV
Material group (IEC 60664-1)	I
<b>Mechanical data   Material data</b>	
Coating locking nut	PTFE beschichtet
Material gasket	FKM
Material housing	PUR
Locking material	Stainless steel 1.4305 (V2A)
<b>Mechanical data   Mounting data</b>	
Mounting method	inserted, screwed, Shaking protection
<b>Environmental characteristics   Climatic</b>	
Operating temperature min.	-25 °C
Operating temperature max.	85 °C
Additional condition temperature range	depending on cable quality
<b>Conformity</b>	
Product standard	DIN EN 61076-2-101 (M12)
<b>Installation   Cable</b>	
Cable identification	828
Jacket Color	black
Amount stranding	1
Stranding	5 wires around Filler twisted
Banding	PTFE-Folie
Filler	yes
wire arrangement	brown, black, blue, white, green-yellow
Cable weight	44,88 g/m
Material jacket	FEP
Shore hardness jacket	57 ± 5 Shore D
Freedom from ingredients (jacket)	lead-free, CFC-free, halogen-free
Outer-diameter (jacket)	4,3 mm
Tolerance outer diameter (sheath)	± 5 %
Material wire insulation	FEP
Amount wires	5
Outer diameter insulation	1,3 mm
Outer diameter tolerance core insulation	± 5 %
Shore hardness wire insulation	55 ± 5 Shore D
Ingredient freeness wire insulation	lead-free, CFC-free, halogen-free
Amount strands (wire)	19
Diameter of single wires	22 AWG
Conductor crosssection (wire)	22 AWG
Material conductor wire	copper stranded wire, tinned
Current load capacity (standard)	to DIN VDE 0298-4
Current load capacity min. wire	4,5 A
Electrical resistance line constant wire	52,2 Ω/km @ 20 °C
Nominal voltage power AC max.	600 V
Power frequency withstand voltage power (wire - jacket)	2 kV @ 60 s
AC withstand voltage power (wire - wire)	2 kV @ 60 s
Min. operating temperature (static)	-100 °C
Max. operating temperature (fixed)	180 °C
Operating temperature min. (dynamic)	-100 °C
Operating temperature max. (dynamic)	180 °C
UV resistance	DIN EN ISO 4892-2 A
Flame resistance	UL 1581 § 1100 FT2   UL 1581 § 1090   IEC 60332-2-2

chemical resistance	Good, application-related testing
Gasoline resistance	Good, application-related testing
Oil resistance	DIN EN 60811-404   Good, application-related testing
Bending radius (fixed)	7,5 x Outer diameter
Bending radius (dynamic)	15 x Outer diameter