

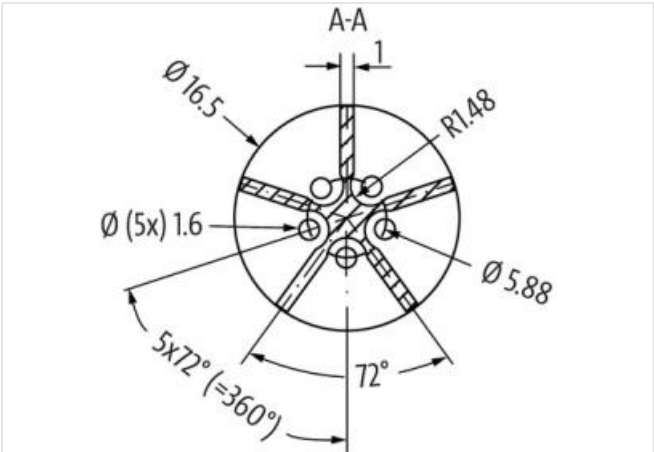
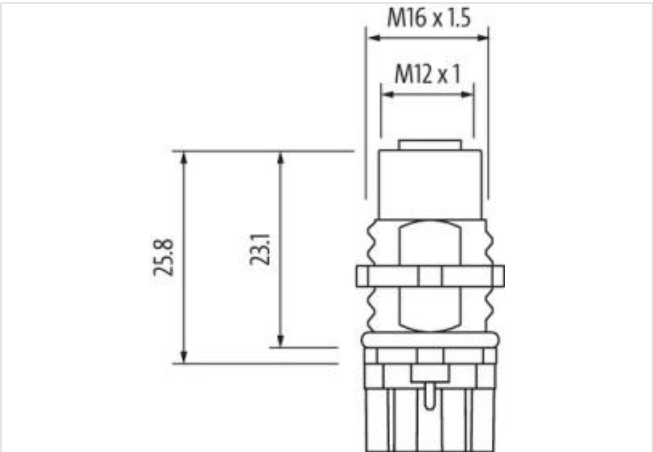
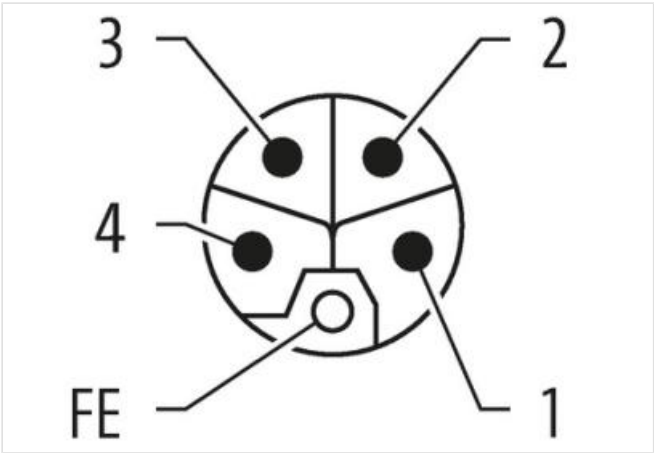
M12 male recept. 0° L-cod. rear

5-pol., PCB-Pin

PCB connectors  
Male straight  
M12, 5-pole  
L-coded  
Rear mounting  
THT-solder connection

Link to Product

Illustration



Product may differ from Image



Side 1	
Coating contact	gold plated
Family construction form	M12P
Coding	L
Material contact	Copper alloy

No. of poles 5

#### Commercial data

ECLASS-6.0	27279220
ECLASS-6.1	27279221
ECLASS-7.0	27440104
ECLASS-8.0	27440104
ECLASS-9.0	27440106
ECLASS-10.1	27440106
ECLASS-11.1	27440106
ECLASS-12.0	27440106
ETIM-5.0	EC002061
customs tariff number	85366990
GTIN	4065909074701
Packaging unit	10

#### Electrical data | Supply

Operating voltage DC	63 V
Current operating per contact max.	16 A

#### Installation | Connection

Connection information	THT-solder connection
Tightening torque	0,6 Nm
Mounting set	M16 x 1.5
Family construction form	M12P
Width across flats	SW19

#### Device protection | Electrical

Degree of protection (EN IEC 60529)	IP65, IP67, IP68
Additional condition protection degree	inserted, screwed
Pollution Degree	3

#### Mechanical data | Material data

Coating housing	nickel plated
Material housing	Copper alloy
Material contact carrier	PA

#### Mechanical data | Mounting data

Mounting method	inserted, screwed
-----------------	-------------------

#### Environmental characteristics | Climatic

Operating temperature min.	-30 °C
Operating temperature max.	90 °C

#### Important installation notes

Note on strain relief	Protect the connectors by suitable measures from mechanical loads, e.g. by the usage of cable ties.
Note on bending radius	<b>Attention:</b> Observe the permissible bending radii when laying cables, as the IP protection class can be endangered by excessive bending forces.

#### Conformity

Product standard	IEC 61076-2-111
------------------	-----------------