

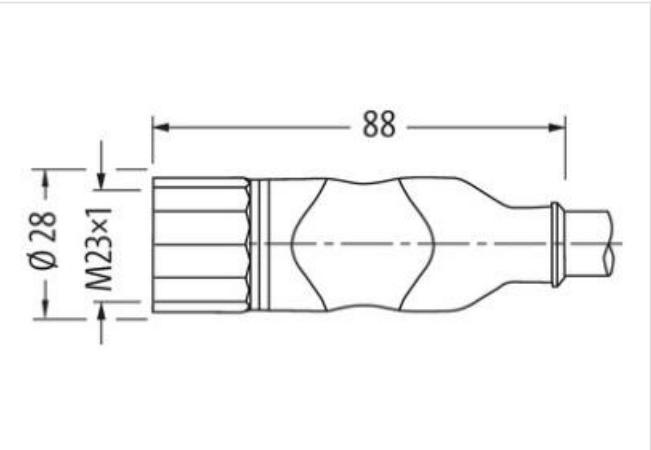
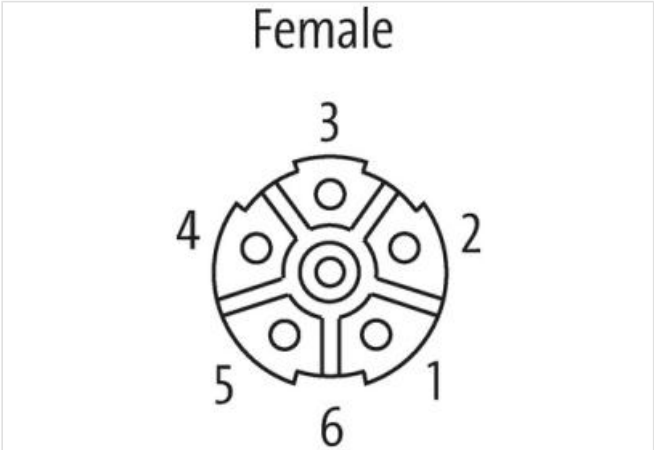

M23 SERVO CABLE

Specification: 6FX5002-5CS06-1AE0

Female straight – pre-wired terminals
Plastic housings with good resistance against chemicals and oils.
M23, 6-pole
4-pole used
Power connector SIEMENS
shielded
without brake wires
Power cable for SINAMICS S120 and Motors with M23 connection
without cable sleeves
Further cable lengths on request.
Power cores: 12 A (1.5 mm²), 15 A (2.5 mm²)

Link to Product

Illustration



Product may differ from Image

Cable length 4 m

Side 1

Tightening torque 2 Nm

Family construction form	M23
Thread	M23 x 1
suitable for corrugated tube (internal Ø)	16 mm
Width across flats	SW27
Side 2	
Family construction form	M23
suitable for corrugated tube (internal Ø)	23 mm
Commercial data	
ECLASS-6.0	27279218
ECLASS-7.0	27279218
ECLASS-8.0	27279218
ECLASS-9.0	27060311
ECLASS-10.1	27060311
ECLASS-11.1	27060311
ECLASS-12.0	27060327
ETIM-5.0	EC000830
customs tariff number	85444290
GTIN	4048879685108
Packaging unit	1
Electrical data Supply	
Operating voltage AC max.	630 V
Operating voltage DC max.	630 V
Device protection Electrical	
Degree of protection (EN IEC 60529)	IP65, IP67
Additional condition protection degree	inserted, screwed
Pollution Degree	3
Rated surge voltage	6 kV
Material group (IEC 60664-1)	I
Mechanical data Material data	
Coating locking	nickel plated
Material gasket	FKM
Material housing	PUR
Locking material	Brass
Mechanical data Mounting data	
Mounting method	inserted, screwed, Shaking protection
Environmental characteristics Climatic	
Operating temperature min.	-25 °C
Operating temperature max.	85 °C
Additional condition temperature range	depending on cable quality
Important installation notes	
Note on strain relief	Protect the connectors by suitable measures from mechanical loads, e.g. by the usage of cable ties.
Note on bending radius	Attention: Observe the permissible bending radii when laying cables, as the IP protection class can be endangered by excessive bending forces.
Installation Cable	
Cable identification	865
Jacket Color	orange
Type of Certificate	cURus
Amount stranding	1
Stranding	4 wires with Filler twisted
Cable shielding (type)	copper braid, tinned

Cable shielding (coverage)	80 %
Banding	Fiber tape, Fleece
Filler	yes
wire arrangement	black W/L3/D/L-, black U/L1/C/L+, black V/L2, green-yellow
Cable weight	128,7 g/m
Material jacket	PVC
Freedom from ingredients (jacket)	lead-free, CFC-free, silicone-free
Outer-diameter (jacket)	8,1 mm
Tolerance outer diameter (sheath)	± 5 %
Material wire insulation (Power)	TPM
Outer diameter wire insulation (Power)	2,4 mm
Tolerance outer diameter wire insulation (Power)	±5 %
Ingredient freeness wire insulation (Power)	lead-free, CFC-free, silicone-free
Printing colour wire insulation (Power)	white (isolation black)
Amount wires (Power)	4
Amount strands wire (Power)	30
Diameter of single wires (Power)	0,25 mm
Wire conductor cross section (Power)	1,5 mm ²
Material conductor wire (Power)	Stranded copper wire, bare
Conductor type wire (Power)	Strand class 5
Max. rated voltage (conductor - conductor)	1000 V
Max. rated voltage (conductor - ground)	600 V
Current load capacity (standard)	to DIN VDE 0298-4
Current carrying capacity min. wire (Power)	14,4 A
Electrical resistance coating wire (Power)	13,7 Ω/km @20 °C
AC withstand voltage (wire - wire)	4 kV @ 60 s
Power frequency withstand voltage (wire - jacket)	4 kV @ 60 s
AC withstand voltage (wire - shield)	4 kV @ 60 s
Isolation resistance	10 MΩ × km
Electrical capacity line constant (wire - shield) (power)	250000 pF/km
Electrical capacity line constant (wire - wire) (power)	150000 pF/km
Min. operating temperature (static)	-25 °C
Max. operating temperature (fixed)	80 °C
Operating temperature min. (dynamic)	-5 °C
Operating temperature max. (dynamic)	60 °C
Flame resistance	IEC 60332-2-2 UL 1581 § 1090 UL 1581 § 1100 FT2
chemical resistance	Good, application-related testing
Gasoline resistance	Good, application-related testing
Oil resistance	Good, application-related testing DIN EN 60811-404
Bending radius (fixed)	5 x Outer diameter
Bending radius (dynamic)	18 x Outer diameter
No. of bending cycles (C-track)	0,1 Mio. @ 25 °C
Traversing distance (C-track)	5 m @ 25 °C horizontal
Travel speed (C-track)	0,5 m/s @ 25 °C
Torsion stress	± 30 °/m