

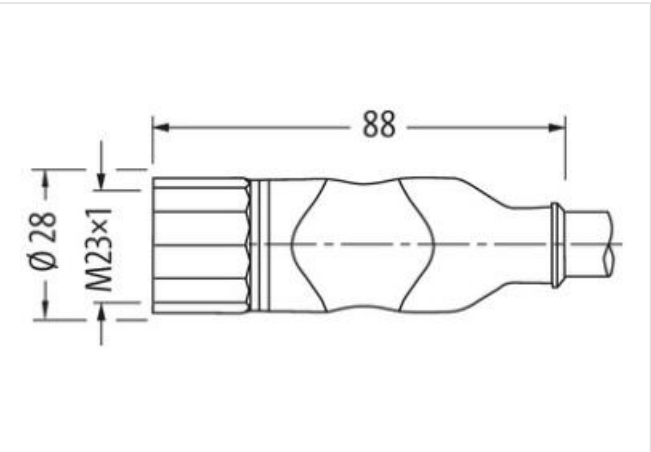
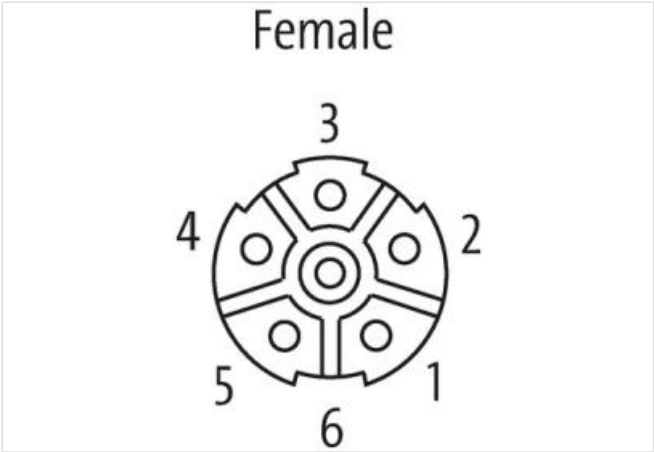

M23 SERVO CABLE

Specification: 6FX8002-5DS16-1BA0

Female straight – pre-wired terminals
M23, 6-pole
shielded
Power connector SIEMENS
Power cable with brake wires for SINAMICS S120 and motors with M23 connection and holding brake without cable sleeves
Further cable lengths on request.
Plastic housings with good resistance against chemicals and oils.
The resistance to aggressive media should be individually tested for your application. Further details on request.
Power cores: 12 A (1.5 mm²), 15 A (2.5 mm²); brake cores: 5 A (1.5 mm²)

Link to Product

Illustration



Product may differ from Image

Cable length	10 m
Side 1	
Tightening torque	2 Nm
Family construction form	M23
Thread	M23 x 1

suitable for corrugated tube (internal Ø)	16 mm
Width across flats	SW27
Side 2	
Family construction form	M23
suitable for corrugated tube (internal Ø)	23 mm
Commercial data	
ECLASS-6.0	27279218
ECLASS-6.1	27279218
ECLASS-7.0	27279218
ECLASS-8.0	27279218
ECLASS-9.0	27060327
ECLASS-10.1	27060311
ECLASS-11.1	27060311
ECLASS-12.0	27060327
ETIM-5.0	EC000830
customs tariff number	85444290
GTIN	4048879711289
Packaging unit	1
Electrical data Supply	
Operating voltage AC per power contact max.	600 V
Operating voltage AC per signal contact max.	250 V
Operating voltage DC per power contact max.	600 V
Operating voltage DC per signal contact max.	250 V
Device protection Electrical	
Degree of protection (EN IEC 60529)	IP65, IP67
Additional condition protection degree	inserted, screwed
Pollution Degree	3
Rated surge voltage power contacts	4 kV
Rated surge voltage signal contacts	2 kV
Material group (IEC 60664-1)	I
Mechanical data Material data	
Coating locking	nickel plated
Material gasket	FKM
Material housing	PUR
Locking material	Brass
Mechanical data Mounting data	
Mounting method	inserted, screwed, Shaking protection
Environmental characteristics Climatic	
Operating temperature min.	-25 °C
Operating temperature max.	85 °C
Additional condition temperature range	depending on cable quality
Installation Cable	
Cable identification	833
Jacket Color	orange
Type of Certificate	cURus
STOOW style jacket	Hybrid, Signal, Power
Amount stranding	1
Stranding	2 wires with Filler twisted
Amount stranding (type 2)	1
Stranding (type 2)	4 wires with Filler around Stranding combination twisted

Cable shielding (type)	copper braid, tinned
Cable shielding (coverage)	85 %
Pair shielding (type)	copper braid, tinned
Banding	Fiber tape, Fleece, Foil
Filler	yes
wire arrangement	black, white, (black W/L3/D/L-, black U/L1/C/L+, black V/L2, green-yellow)
Cable weight	311,3 g/m
Material jacket	TMPU
Freedom from ingredients (jacket)	lead-free, CFC-free, halogen-free, silicone-free
Outer-diameter (jacket)	13 mm
Tolerance outer diameter (sheath)	± 5 %
Material wire insulation	TPM
Amount wires	2
Outer diameter insulation	2,4 mm
Outer diameter tolerance core insulation	± 5 %
Ingredient freeness wire insulation	lead-free, CFC-free, halogen-free, silicone-free
Amount strands (wire)	84
Diameter of single wires	0,15 mm
Conductor crosssection (wire)	1,5 mm ²
Material conductor wire	Stranded copper wire, bare
Conductor type (wire)	strand class 6
Material wire insulation (Power)	TPM
Outer diameter wire insulation (Power)	3,1 mm
Tolerance outer diameter wire insulation (Power)	±5 %
Ingredient freeness wire insulation (Power)	lead-free, CFC-free, halogen-free, silicone-free
Printing colour wire insulation (Power)	white (isolation black)
Amount strands wire (Power)	140
Diameter of single wires (Power)	0,15 mm
Wire conductor cross section (Power)	2,5 mm ²
Material conductor wire (Power)	Stranded copper wire, bare
Conductor type wire (Power)	strand class 6
Travel speed (C-track)	4
No. of bending cycles (C-track)	10 Mio. @ 25 °C
Traversing distance (C-track)	50 m @ 25 °C horizontal
Current load capacity (standard)	to DIN VDE 0298-4
Current load capacity min. wire	12,6 A
Electrical resistance line constant wire	13,7 Ω/km @ 20 °C
Electrical resistance coating wire (Power)	8 Ω/km @20 °C
Max. rated voltage power (conductor - ground)	600 V
Max. rated voltage power (conductor - conductor)	1000 V
AC withstand voltage power (wire - shield)	4 kV @ 300 s
Power frequency withstand voltage power (wire - jacket)	4 kV @ 300 s
AC withstand voltage power (wire - wire)	4 kV @ 300 s
Min. operating temperature (static)	-30 °C
Max. operating temperature (fixed)	80 °C
Operating temperature min. (dynamic)	-30 °C
Operating temperature max. (dynamic)	80 °C
Flame resistance	UL 1581 § 1090 UL 1581 § 1100 FT2 IEC 60332-2-2
chemical resistance	Good, application-related testing
Gasoline resistance	Good, application-related testing
Oil resistance	Good, application-related testing DIN EN 60811-404
Bending radius (fixed)	4 x Outer diameter

Bending radius (dynamic)	7,5 x Outer diameter
Torsion stress	± 30 °/m