

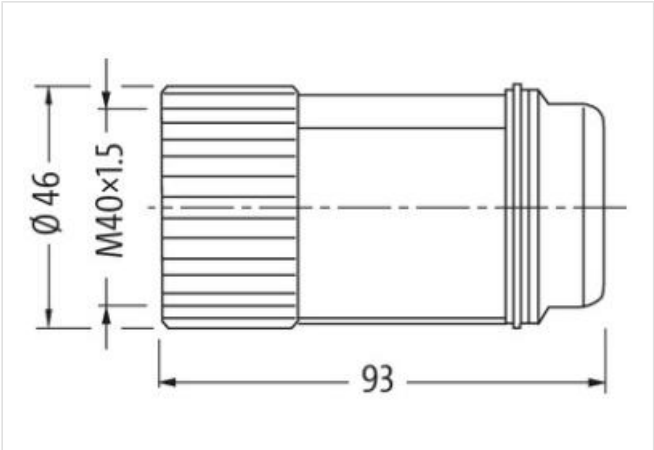
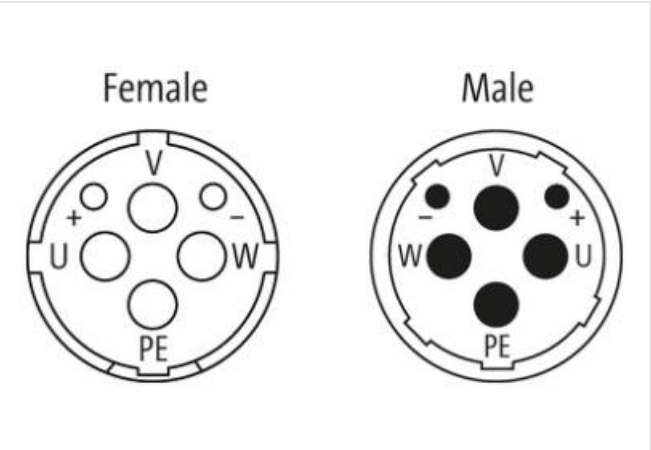
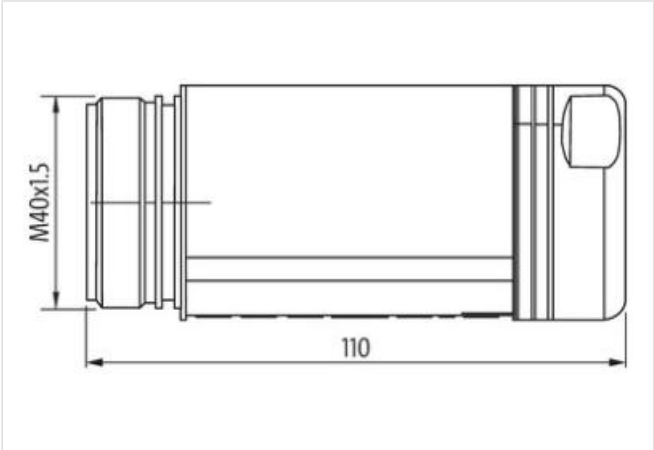

M40 Power Cable

Specification: 6FX8002-5CA58-1AF0

Female straight – male straight  
M40  
6-pole, shielded  
without cable sleeves  
Further cable lengths on request.  
Plastic housings with good resistance against chemicals and oils.  
The resistance to aggressive media should be individually tested for your application. Further details on request.

Link to Product

Illustration



Product may differ from Image

Cable length	5 m
Side 1	
Family construction form	M40
Thread	M40 x 1.5
Commercial data	
ECLASS-6.0	27279218

ECLASS-7.0	27279218
ECLASS-8.0	27279218
ECLASS-9.0	27060311
ECLASS-10.1	27060311
ECLASS-11.1	27060311
ECLASS-12.0	27060327
ETIM-5.0	EC001855
customs tariff number	85444290
GTIN	4048879780537
Packaging unit	1

#### Electrical data | Supply

Operating voltage AC max.	630 V
Operating voltage DC max.	630 V

#### Device protection | Electrical

Degree of protection (EN IEC 60529)	IP65, IP67
Additional condition protection degree	inserted, screwed
Pollution Degree	3
Rated surge voltage	6 kV
Material group (IEC 60664-1)	I

#### Mechanical data | Material data

Coating locking	nickel plated
Locking material	Brass

#### Environmental characteristics | Climatic

Operating temperature min.	-20 °C
Operating temperature max.	85 °C
Additional condition temperature range	depending on cable quality

#### Resistances | Cable

Cable identification	895
Jacket Color	orange
Cable shielding (type)	copper braiding, bare
Material jacket	PUR
Outer-diameter (jacket)	14,8 mm
Tolerance outer diameter (sheath)	± 5 %
Amount wires	6
Material conductor wire	Stranded copper wire, bare
Flame resistance	IEC 60332-2-2   UL 1581 § 1100 FT2   UL 1581 § 1090
chemical resistance	Good, application-related testing
Gasoline resistance	Good, application-related testing
Oil resistance	DIN EN 60811-404   Good, application-related testing