

MQ15 male 0° / MQ15 female 0° 600V AC type 3

PVC 6x2.5 bk UL/CSA 15m

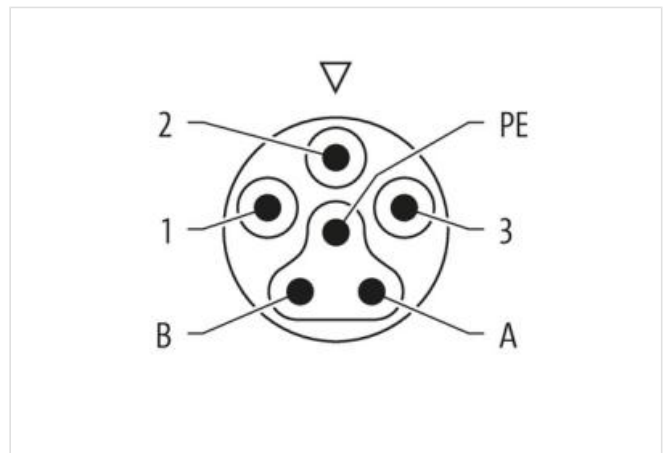
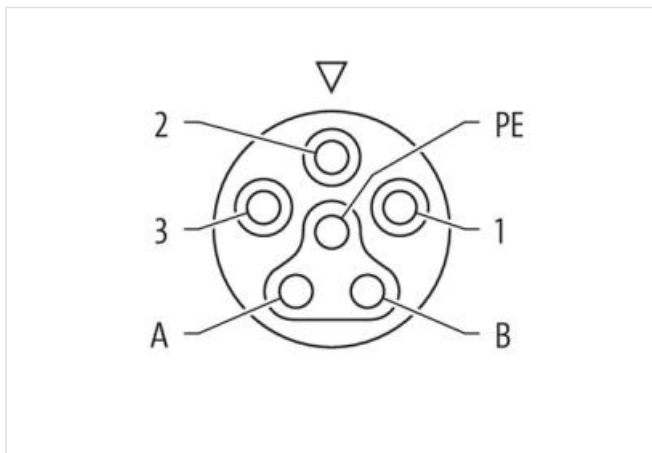
MQ15, 6-pole

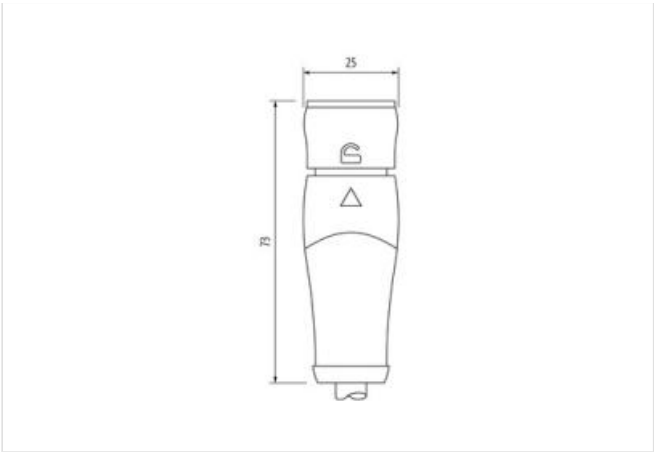
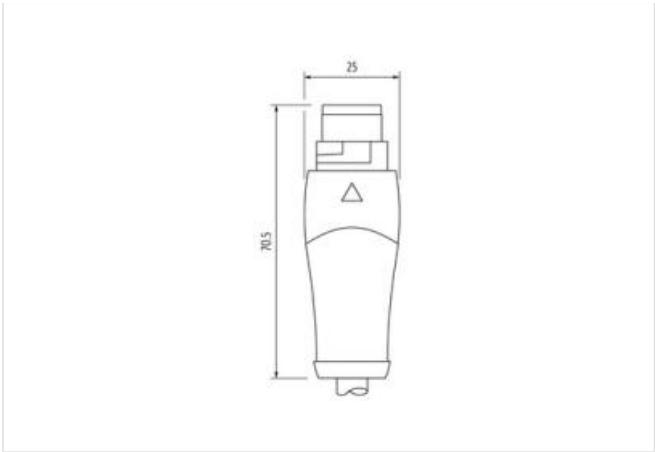
Male straight – female straight
with cable sleeves

Plastic housings with good resistance against chemicals and oils.

The resistance to aggressive media should be individually tested for your application. Further details on request.

Further cable lengths on request.

[Link to Product](#)**Illustration**



Product may differ from Image



Cable length	15 m
Side 1	
Mounting method	inserted, locked
Coating contact	silver-plated
Family construction form	MQ15
suitable for corrugated tube (internal Ø)	18 mm
Material contact	Copper alloy
No. of poles	6
Degree of protection (EN IEC 60529)	IP65, IP67
Side 2	
Mounting method	inserted, locked
Coating contact	silver-plated
Family construction form	MQ15
Material contact	Copper alloy
No. of poles	6
Degree of protection (EN IEC 60529)	IP65, IP67
Commercial data	
ECLASS-6.0	27279218
ECLASS-6.1	27279218
ECLASS-7.0	27279218
ECLASS-8.0	27279218
ECLASS-9.0	27060327
ECLASS-10.1	27060311
ECLASS-11.1	27060311
ECLASS-12.0	27060327
ETIM-5.0	EC001855
customs tariff number	85444290
GTIN	4065909086162
Packaging unit	1
Electrical data Supply	
Operating voltage AC per power contact max.	600 V
Operating voltage AC per signal contact max.	63 V

Operating voltage DC per signal contact max.	63 V
--	------

Operating current per power contact max.	16 A
--	------

Operating current per signal contact max.	10 A
---	------

Diagnostics

Status indication LED	no
-----------------------	----

Installation | Pin assignment

Coding	Type 3
--------	--------

Configuration	fully used
---------------	------------

Device protection | Electrical

Additional condition protection degree	inserted, locked
--	------------------

Pollution Degree	3
------------------	---

Rated surge voltage power contacts	6 kV
------------------------------------	------

Rated surge voltage signal contacts	1,5 kV
-------------------------------------	--------

Material group (IEC 60664-1)	I
------------------------------	---

Mechanical data | Material data

Material housing	PUR
------------------	-----

Material contact carrier	PA
--------------------------	----

Locking material	POM
------------------	-----

Mechanical data | Mounting data

Looking techniques	bayonet-locking
--------------------	-----------------

Environmental characteristics | Climatic

Operating temperature min.	-30 °C
----------------------------	--------

Operating temperature max.	85 °C
----------------------------	-------

Additional condition temperature range	depending on cable quality
--	----------------------------

Conformity

Product standard	IEC 61076-2-116
------------------	-----------------

Installation | Cable

STOOW style jacket	Power
--------------------	-------

Cable identification	P74
----------------------	-----

Cable Type	1
------------	---

Printing color of wire insulation	white (isolation black)
-----------------------------------	-------------------------

Jacket Color	black
--------------	-------

Type of Certificate	cURus
---------------------	-------

Amount stranding	1
------------------	---

Stranding	6 wires around Filler twisted
-----------	-------------------------------

Filler	yes
--------	-----

wire arrangement	black 5, black 4, black 3, black 2, black 1, green-yellow
------------------	---

Cable weight	238,7 g/m
--------------	-----------

Material jacket	PVC
-----------------	-----

Shore hardness jacket	90 ± 5 Shore A
-----------------------	----------------

Freedom from ingredients (jacket)	lead-free, cadmium-free, CFC-free
-----------------------------------	-----------------------------------

Outer-diameter (jacket)	10,5 mm
-------------------------	---------

Tolerance outer diameter (sheath)	± 5 %
-----------------------------------	-------

Material wire insulation	PP
--------------------------	----

Amount wires	6
--------------	---

Outer diameter insulation	2,85 mm
---------------------------	---------

Outer diameter tolerance core insulation	± 5 %
--	-------

Shore hardness wire insulation	60 ± 5 Shore D
--------------------------------	----------------

Ingredient freeness wire insulation	lead-free, cadmium-free, CFC-free, halogen-free, silicone-free
-------------------------------------	--

Printing color of wire insulation	white (isolation black)
-----------------------------------	-------------------------

Amount strands (wire)	140
-----------------------	-----

Diameter of single wires	0,15 mm
Conductor crosssection (wire)	2,5 mm ²
Material conductor wire	Stranded copper wire, bare
Conductor type (wire)	strand class 6
Electrical function wire	Power
Nominal voltage AC max.	1000 V
Current load capacity (standard)	to DIN VDE 0298-4
Current load capacity min. wire	18,2 A
Electrical function wire	Power
Electrical resistance line constant wire	8 Ω/km @ 20 °C
AC withstand voltage (wire - wire)	10 kV
Power frequency withstand voltage (wire - jacket)	10 kV
Min. operating temperature (static)	-40 °C
Max. operating temperature (fixed)	80 °C
Operating temperature min. (dynamic)	-25 °C
Operating temperature max. (dynamic)	80 °C
UV resistance	DIN EN ISO 4892-2 A
Flame resistance	UL 1581 § 1100 FT2 IEC 60332-2-2 UL 1581 § 1090
chemical resistance	Good, application-related testing
Gasoline resistance	Good, application-related testing
Oil resistance	DIN EN 60811-404 Good, application-related testing
Bending radius (fixed)	5 x Outer diameter
Bending radius (dynamic)	10 x Outer diameter