

MQ15 male 0°/MQ15 fem. 0° shielded 600V AC type 3

PUR 4x1.5 or UL/CSA+drag ch. 25m

Male straight – female straight

MQ15, 4-pole

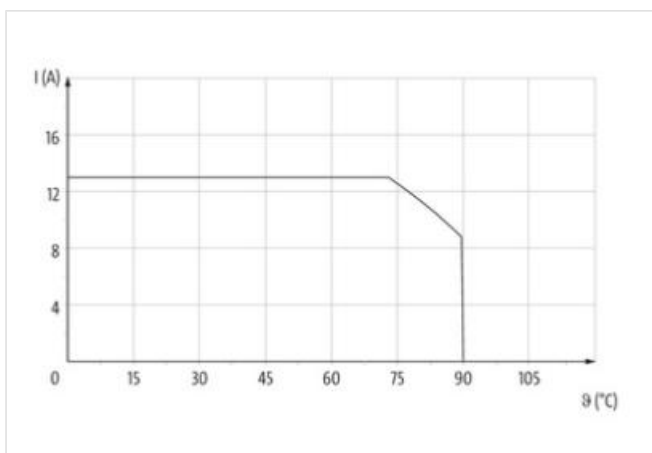
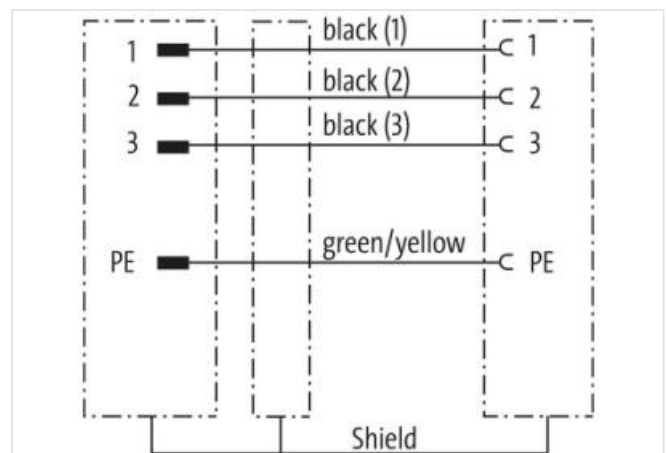

shielded

without cable sleeves

Plastic housings with good resistance against chemicals and oils.

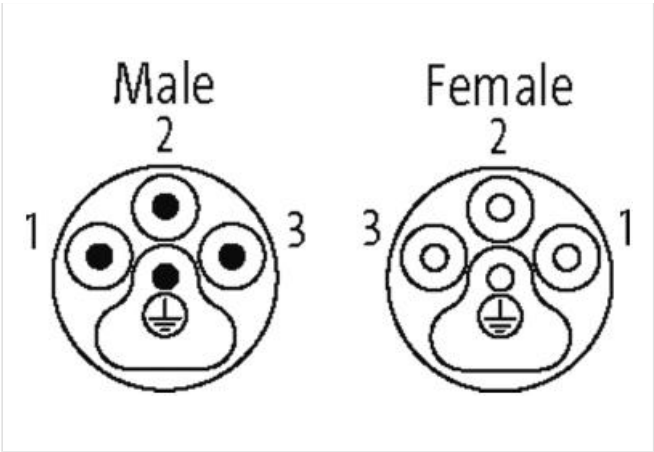
The resistance to aggressive media should be individually tested for your application. Further details on request.

Further cable lengths on request.

[Link to Product](#)**Illustration**



Product may differ from Image



| | |
|------------------------------------|-------------------|
| Cable length | 25 m |
| Side 1 | |
| Mounting method | inserted, screwed |
| Coating contact | silver-plated |
| Family construction form | MQ15 |
| Material contact | Copper alloy |
| No. of poles | 4 |
| Side 2 | |
| Mounting method | inserted, screwed |
| Coating contact | silver-plated |
| Family construction form | MQ15 |
| Material contact | Copper alloy |
| No. of poles | 4 |
| Commercial data | |
| ECLASS-6.0 | 27279221 |
| ECLASS-6.1 | 27279218 |
| ECLASS-7.0 | 27279218 |
| ECLASS-8.0 | 27279218 |
| ECLASS-9.0 | 27060327 |
| ECLASS-10.1 | 27060311 |
| ECLASS-11.1 | 27060311 |
| ECLASS-12.0 | 27060327 |
| ETIM-5.0 | EC001576 |
| customs tariff number | 85444290 |
| GTIN | 4048879710008 |
| Packaging unit | 1 |
| Electrical data Supply | |
| Operating voltage AC max. | 600 V |
| Current operating per contact max. | 13 A |
| Diagnostics | |
| Status indication LED | no |
| Installation Connection | |

Mating cycles min. 500

Installation | Pin assignment

Configuration fully used

Device protection | Electrical

| | |
|--|-------------------|
| Degree of protection (EN IEC 60529) | IP67 |
| Additional condition protection degree | inserted, screwed |
| Pollution Degree | 3 |
| Rated surge voltage | 4 kV |
| Material group (IEC 60664-1) | I |

Mechanical data | Material data

| | |
|-------------------------------------|---------|
| Combustibility class housing (UL94) | HB |
| Material housing | Plastic |
| Material contact carrier | PA |

Mechanical data | Mounting data

Looking techniques bayonet-locking

Environmental characteristics | Climatic

| | |
|--|----------------------------|
| Operating temperature min. | -25 °C |
| Operating temperature max. | 80 °C |
| Additional condition temperature range | depending on cable quality |

Installation | Cable

| | |
|---|--|
| Cable identification | P12 |
| Jacket Color | orange |
| Cable shielding (type) | copper braiding, bare |
| Cable shielding (coverage) | 80 % |
| wire arrangement | black 1, black 2, black 3, green-yellow |
| Cable weight | 128,7 g/m |
| Outer-diameter (jacket) | 8 mm |
| Tolerance outer diameter (sheath) | ± 5 % |
| Material wire insulation | TPE |
| Amount wires | 4 |
| Conductor crosssection (wire) | 1,5 mm ² |
| Material conductor wire | Stranded copper wire, bare |
| Nominal voltage power AC max. | 1000 V |
| Power frequency withstand voltage power (wire - jacket) | 4 kV |
| AC withstand voltage power (wire - wire) | 4 kV |
| Min. operating temperature (static) | -40 °C |
| Max. operating temperature (fixed) | 80 °C |
| Operating temperature min. (dynamic) | -20 °C |
| Operating temperature max. (dynamic) | 60 °C |
| Flame resistance | UL 1581 § 1100 FT2 UL 1581 § 1090 IEC 60332-2-2 |
| chemical resistance | Good, application-related testing |
| Gasoline resistance | Good, application-related testing |
| Oil resistance | Good, application-related testing DIN EN 60811-404 |
| No. of bending cycles (C-track) | 5 Mio. |
| Bending radius (fixed) | 10 x Outer diameter |
| Bending radius (dynamic) | 10 x Outer diameter |
| Torsion stress | ± 15 °/m |