

**MQ15 female 270° with cable shielded 600V AC type 3**

PUR 4x2.5 or UL/CSA+drag ch. 1m

MQ15, 4-pole

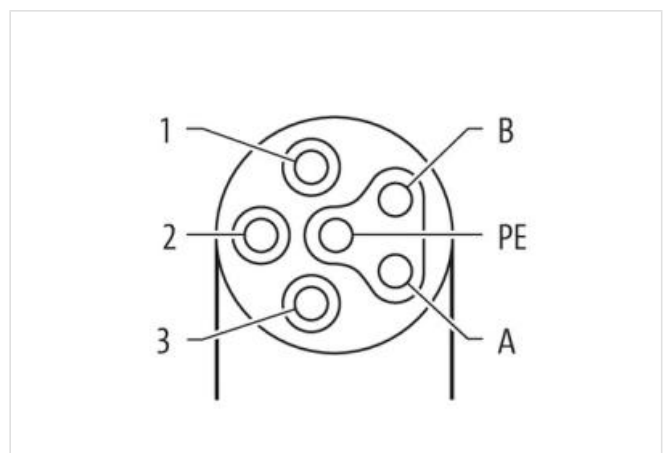
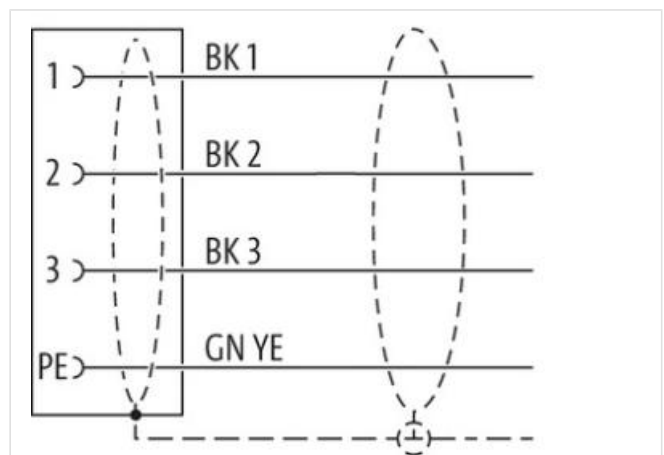

Female angled, contact carrier 270° turned  
shielded

without cable sleeves

Plastic housings with good resistance against chemicals and oils.

The resistance to aggressive media should be individually tested for your application. Further details on request.

Further cable lengths on request.

[Link to Product](#)**Illustration**



Product may differ from Image



Cable length	1 m
Side 1	
Mounting method	inserted, screwed
Coating contact	silver-plated
Family construction form	MQ15
Cable outlet	angled
Material contact	Copper alloy
No. of poles	4
Degree of protection (EN IEC 60529)	IP67
Side 2	
Stripping length (jacket)	30 mm
Commercial data	
ECLASS-6.0	27279221
ECLASS-6.1	27279218
ECLASS-7.0	27279218
ECLASS-8.0	27279218
ECLASS-9.0	27060327
ECLASS-10.1	27060311
ECLASS-11.1	27060311
ECLASS-12.0	27060327
ETIM-5.0	EC001855
customs tariff number	85444290
GTIN	4048879701358
Packaging unit	1
Electrical data   Supply	
Operating voltage AC max.	600 V
Current operating per contact max.	16 A
Diagnostics	
Status indication LED	no
Installation   Connection	
Stripping length (jacket)	30 mm

Mating cycles min. 500

#### Installation | Pin assignment

Configuration fully used

#### Device protection | Electrical

Degree of protection (EN IEC 60529)	IP67
Additional condition protection degree	inserted, screwed
Pollution Degree	3
Rated surge voltage	4 kV
Material group (IEC 60664-1)	I

#### Mechanical data | Material data

Combustibility class housing (UL94)	HB
Material housing	Plastic
Material contact carrier	PA

#### Mechanical data | Mounting data

Looking techniques bayonet-locking

#### Environmental characteristics | Climatic

Operating temperature min.	-25 °C
Operating temperature max.	80 °C
Additional condition temperature range	depending on cable quality

#### Important installation notes

Note on strain relief	Protect the connectors by suitable measures from mechanical loads, e.g. by the usage of cable ties.
Note on bending radius	<b>Attention:</b> Observe the permissible bending radii when laying cables, as the IP protection class can be endangered by excessive bending forces.

#### Installation | Cable

wire arrangement	black 1, black 2, black 3, green-yellow
Cable identification	P13
Jacket Color	orange
Cable shielding (type)	copper braiding, bare
Cable shielding (coverage)	85 %
wire arrangement	black 1, black 2, black 3, green-yellow
Cable weight	149,6 g/m
Material jacket	PUR
Outer-diameter (jacket)	10,6 mm
Tolerance outer diameter (sheath)	± 5 %
Material wire insulation	TPE
Amount wires	4
Conductor crosssection (wire)	2,5 mm²
Material conductor wire	Stranded copper wire, bare
Nominal voltage AC max.	1000 V
AC withstand voltage (wire - wire)	4 kV
Power frequency withstand voltage (wire - jacket)	4 kV
Min. operating temperature (static)	-50 °C
Max. operating temperature (fixed)	80 °C
Operating temperature min. (dynamic)	-35 °C
Operating temperature max. (dynamic)	70 °C
Flame resistance	UL 1581 § 1090   UL 1581 § 1100 FT2   IEC 60332-2-2
chemical resistance	Good, application-related testing
Gasoline resistance	Good, application-related testing
Oil resistance	Good, application-related testing   DIN EN 60811-404
Bending radius (fixed)	4 x Outer diameter
Bending radius (dynamic)	7,5 x Outer diameter

No. of bending cycles (C-track)	5 Mio.
Travel speed (C-track)	3 m/s
Torsion stress	$\pm 15^\circ/\text{m}$