

**M12 Power male 0° T-cod. screw terminal**4-pol., max. 1,5mm<sup>2</sup>, 8 - 10mm

Power

Male straight

M12, 4-pole

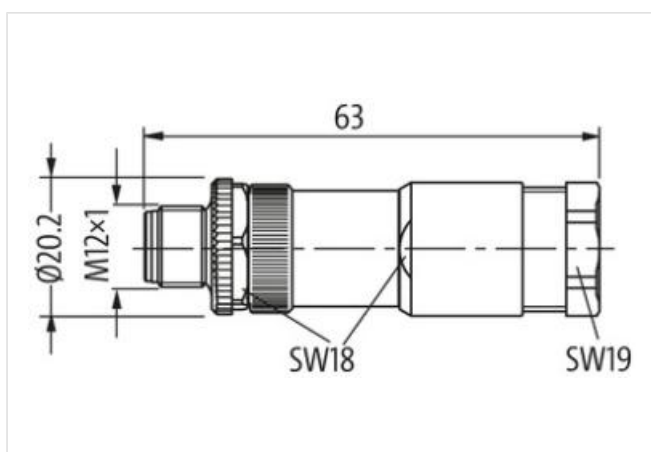
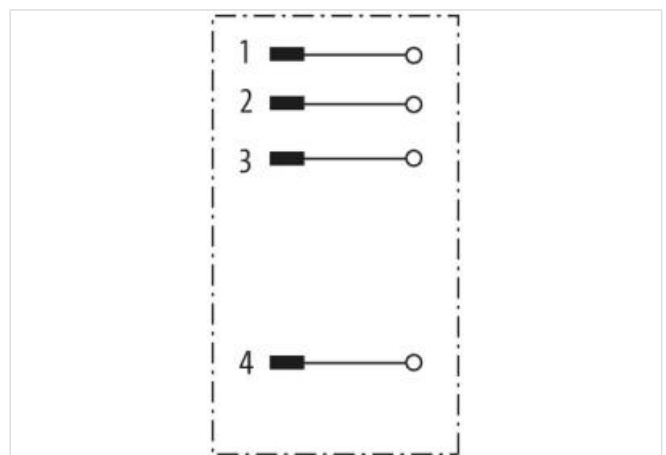
T-coded

Screw terminals

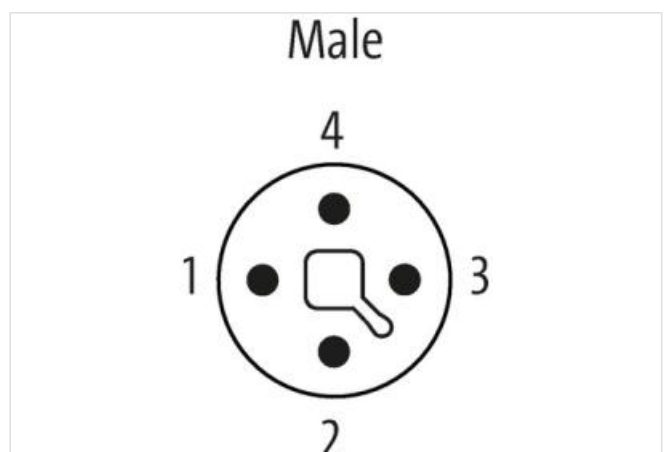
Sealing range (cable Ø): 8...10 mm

Plastic housings with good resistance against chemicals and oils.

The resistance to aggressive media should be individually tested for your application. Further details on request.

[Link to Product](#)**Illustration**

Product may differ from Image

**Side 1**

Family construction form

M12P

Coding

T

No. of poles 4

#### Commercial data

ECLASS-6.0	27279221
ECLASS-6.1	27260702
ECLASS-7.0	27440102
ECLASS-8.0	27440102
ECLASS-9.0	27440116
ECLASS-10.1	27440102
ECLASS-11.1	27440102
ECLASS-12.0	27440116
ETIM-5.0	EC002635
customs tariff number	85366990
GTIN	4048879653848
Packaging unit	1

#### Electrical data | Supply

Operating voltage AC max.	63 V
Operating voltage DC max.	63 V
Current operating per contact max.	12 A

#### Installation

Connection cross section max.	1,5 mm <sup>2</sup>
-------------------------------	---------------------

#### Installation | Connection

Tightening torque	0,6 Nm
Mounting set	M12 x 1
Width across flats	SW18

#### Device protection | Electrical

Degree of protection (EN IEC 60529)	IP67
Additional condition protection degree	inserted, screwed
Pollution Degree	3
Rated surge voltage	1,5 kV
Material group (IEC 60664-1)	II
Overvoltage category (EN 60950-1)	III

#### Mechanical data | Material data

Material housing	PA
------------------	----

#### Mechanical data | Mounting data

Mounting method	inserted, screwed, Shaking protection
Clamping range min.	8 mm
Clamping range max.	10 mm
Height	63 mm
Width	20 mm
Depth	20 mm

#### Environmental characteristics | Climatic

Operating temperature min.	-40 °C
Operating temperature max.	85 °C

#### Important installation notes

Note on strain relief	Protect the connectors by suitable measures from mechanical loads, e.g. by the usage of cable ties.
Note on bending radius	<b>Attention:</b> Observe the permissible bending radii when laying cables, as the IP protection class can be endangered by excessive bending forces.