

**M12 Power male recept. T-cod. front**

PVC-wires 4x1.5 0.2m

Flange male

M12, 4-pole

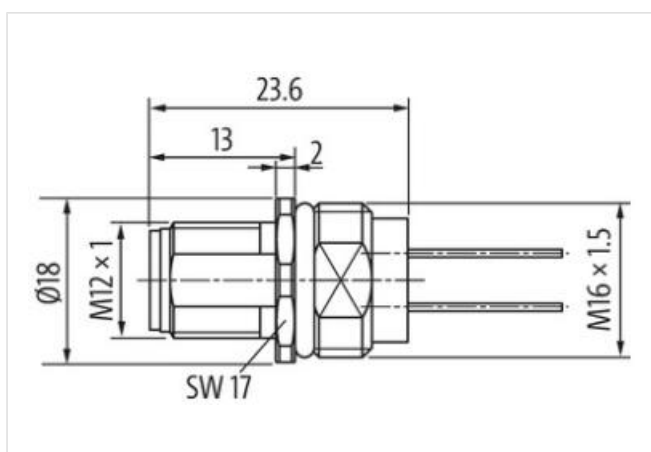
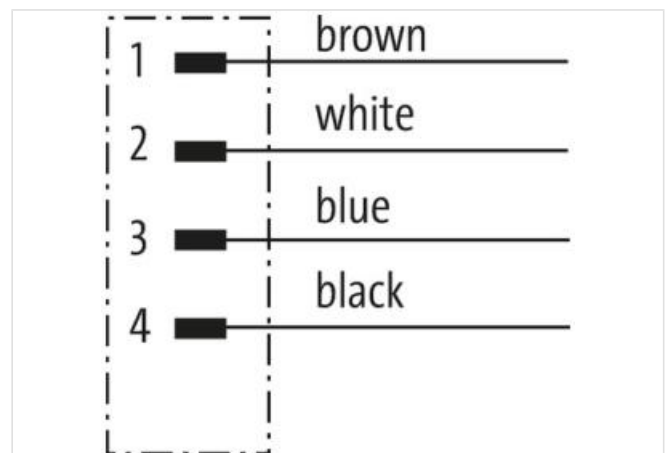
T-coded

Front mounting

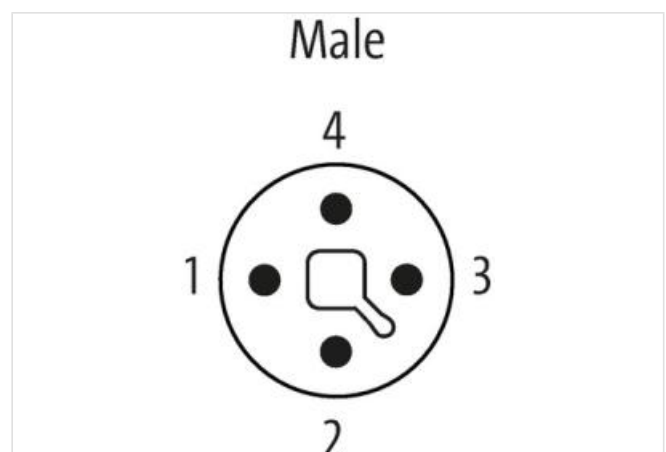
with multi-strand wire

The resistance to aggressive media should be individually tested for your application. Further details on request.

Further cable lengths on request.

[Link to Product](#)**Illustration**

Product may differ from Image



Cable length 0,2 m

**Side 1**

Tightening torque 0,6 Nm

Coating contact	gold plated
Family construction form	M12P
Thread	M12 x 1
Coding	T
Material contact	Copper alloy

**Commercial data**

ECLASS-6.0	27279220
ECLASS-6.1	27279220
ECLASS-7.0	27440103
ECLASS-8.0	27440103
ECLASS-9.0	27440103
ECLASS-10.1	27440103
ECLASS-11.1	27440103
ECLASS-12.0	27440103
ETIM-5.0	EC002635
customs tariff number	85444290
GTIN	4048879641104
Packaging unit	1

**Electrical data | Supply**

Operating voltage DC max.	63 V
Current operating per contact max.	12 A

**Installation | Connection**

Mounting set	M16 x 1.5
Width across flats	SW17
Mating cycles min.	100

**Device protection | Electrical**

Degree of protection (EN IEC 60529)	IP68
Additional condition protection degree	inserted, screwed
Pollution Degree	3
Rated surge voltage	1,5 kV
Material group (IEC 60664-1)	II

**Mechanical data | Material data**

Material contact carrier	PA
--------------------------	----

**Mechanical data | Mounting data**

Mounting method	inserted, screwed
-----------------	-------------------

**Environmental characteristics | Climatic**

Operating temperature min.	-40 °C
Operating temperature max.	85 °C
Additional condition temperature range	depending on cable quality

**Important installation notes**

Note on strain relief	Protect the connectors by suitable measures from mechanical loads, e.g. by the usage of cable ties.
Note on bending radius	<b>Attention:</b> Observe the permissible bending radii when laying cables, as the IP protection class can be endangered by excessive bending forces.

**Resistances | Cable**

Cable identification	941
wire arrangement	brown, white, blue, black
Material wire insulation	PVC
Amount wires	4
Conductor crosssection (wire)	1,5 mm <sup>2</sup>
Min. operating temperature (static)	-40 °C
Max. operating temperature (fixed)	85 °C

Flame resistance	UL 1581 § 1090   UL 1581 § 1100 FT2   IEC 60332-2-2
chemical resistance	Good, application-related testing
Gasoline resistance	Good, application-related testing
Oil resistance	DIN EN 60811-404   Good, application-related testing