

M12 Power male 0° T-cod. with cable

PUR 4x1.5 bk UL/CSA+drag ch. 5m

Power

Male straight

M12, 4-pole

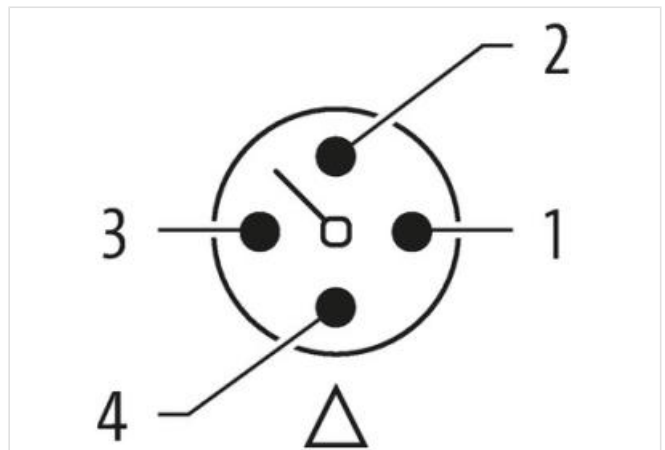
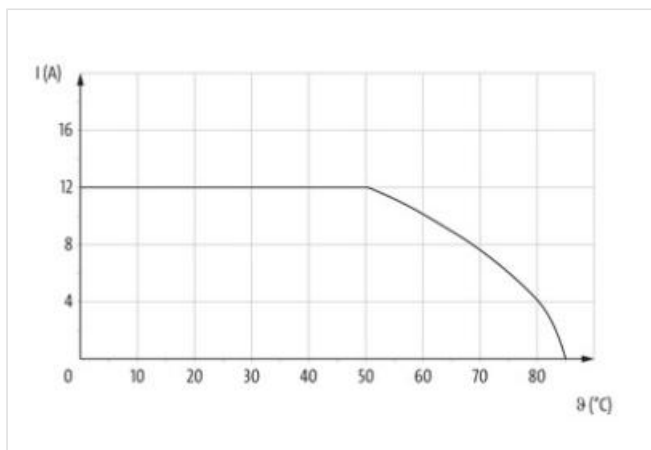
T-coded

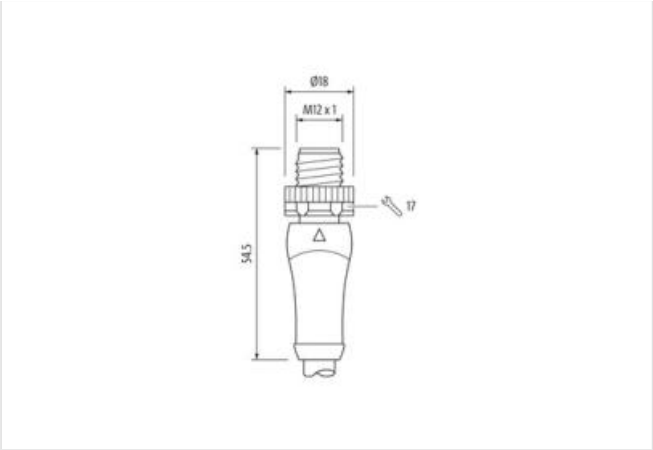
with cable sleeves

Plastic housings with good resistance against chemicals and oils.

The resistance to aggressive media should be individually tested for your application. Further details on request.

Further cable lengths on request.

[Link to Product](#)**Illustration**



Product may differ from Image



Cable length	5 m
Side 1	
Tightening torque	0,6 Nm
Mounting method	inserted, screwing
Coating contact	gold plated
Family construction form	M12P
Thread	M12 x 1
suitable for corrugated tube (internal Ø)	12 mm
Coding	T
Material contact	Copper alloy
No. of poles	4
Side 2	
Stripping length (jacket)	100 mm
Commercial data	
ECLASS-6.0	27279218
ECLASS-6.1	27279218
ECLASS-7.0	27279218
ECLASS-8.0	27279218
ECLASS-9.0	27060327
ECLASS-10.1	27060311
ECLASS-11.1	27060311
ECLASS-12.0	27060327
ETIM-5.0	EC001855
customs tariff number	85444290
GTIN	4048879653251
Packaging unit	1
Electrical data Supply	
Operating voltage DC max.	63 V
Current operating per contact max.	12 A
Diagnostics	
Status indication LED	no
Installation Connection	

Stripping length (jacket)	100 mm
Width across flats	SW17
Device protection Electrical	
Degree of protection (EN IEC 60529)	IP65, IP67
Additional condition protection degree	inserted, screwed
Pollution Degree	3
Rated surge voltage	1,5 kV
Material group (IEC 60664-1)	I
Mechanical data Material data	
Coating locking	Nickeled
Material housing	PUR
Locking material	Zinc die-casting
Mechanical data Mounting data	
Mounting method	inserted, screwed, Shaking protection
Environmental characteristics Climatic	
Operating temperature min.	-25 °C
Operating temperature max.	85 °C
Additional condition temperature range	depending on cable quality
Conformity	
Product standard	IEC 61076-2-111
Installation Cable	
Cable identification	P07
Cable Type	3
Printing color of wire insulation	black (white isolation), white (isolation blue), white (isolation brown), white (isolation black)
Jacket Color	black
Type of Certificate	cURus
Amount stranding	1
Stranding	4 wires twisted
wire arrangement	black 4, blue 3, white 2, brown 1
No. of bending cycles (C-track)	5 Mio. @ 25 °C
Cable weight	114,4 g/m
Material jacket	PUR
Shore hardness jacket	90 ± 5 Shore A
Freedom from ingredients (jacket)	lead-free, cadmium-free, CFC-free, halogen-free, silicone-free
Outer-diameter (jacket)	7,2 mm
Tolerance outer diameter (sheath)	± 5 %
Material wire insulation	PP
Amount wires	4
Outer diameter insulation	2,3 mm
Outer diameter tolerance core insulation	± 5 %
Shore hardness wire insulation	60 ± 5 Shore D
Ingredient freeness wire insulation	lead-free, cadmium-free, CFC-free, halogen-free, silicone-free
Printing color of wire insulation	black (white isolation), white (isolation blue), white (isolation brown), white (isolation black)
Amount strands (wire)	84
Diameter of single wires	0,15 mm
Conductor crosssection (wire)	1,5 mm²
Material conductor wire	Stranded copper wire, bare
Conductor type (wire)	strand class 6
Traversing distance (C-track)	5 m @ 25 °C
Current load capacity (standard)	to DIN VDE 0298-4
Current load capacity min. wire	14,4 A
Electrical resistance line constant wire	13,3 Ω/km @ 20 °C

The information in this Product-PDF has been compiled with the utmost care.

Liability for the correctness completeness and topicality of the information is restricted to gross negligence. Version: 2024-04-16

Murrelektronik GmbH | Office Park 4, 4.OG/Top A.45 | 1300 Wien-Flughafen | Fon +43 1 706 45 25-0 | Fax +43 1 706 45 25-300 | shop@murrelektronik.at | shop.murrelektronik.at

Nominal voltage power AC max.	1000 V
Power frequency withstand voltage power (wire - jacket)	10 kV @ 60 s
AC withstand voltage power (wire - wire)	10 kV @ 60 s
Min. operating temperature (static)	-50 °C
Max. operating temperature (fixed)	80 °C / 90 °C @ 10000 h Operation
Operating temperature min. (dynamic)	-25 °C
Operating temperature max. (dynamic)	80 °C / 90 °C @ 10000 h Operation
UV resistance	DIN EN ISO 4892-2 A
Flame resistance	UL 1581 § 1090 UL 1581 § 1100 FT2 IEC 60332-2-2
chemical resistance	Good, application-related testing
Gasoline resistance	Good, application-related testing
Oil resistance	Good, application-related testing DIN EN 60811-404
Bending radius (fixed)	7,5 x Outer diameter
Bending radius (dynamic)	10 x Outer diameter
No. of torsion cycles	2 Mio. 25 °C
Torsion speed	35 cycles/min
Torsion stress	± 180 °/m