

M12 POWER PANEL FEED THROUGH 5-pole L-CODED

M12 Power, 5-pole, L-coded

Male - female

Control cabinet entry system

Front mounting

Fastening nut included in the delivery

good resistance to oil and chemicals

The resistance to aggressive media should be individually tested for your application. Further details on request.

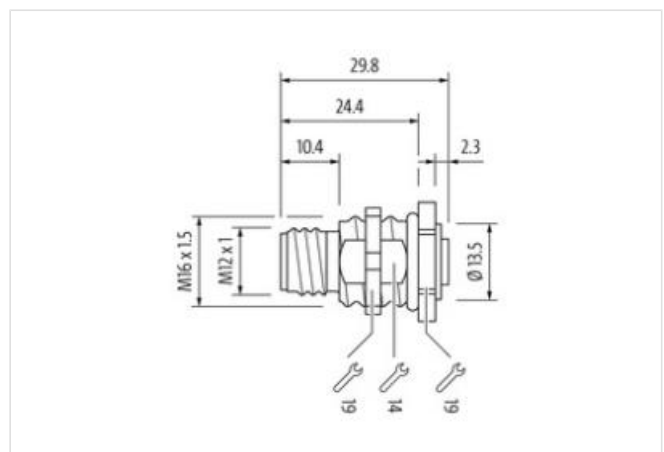
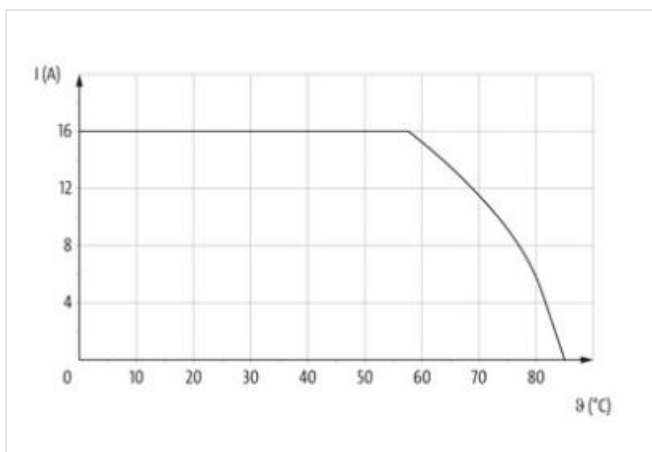
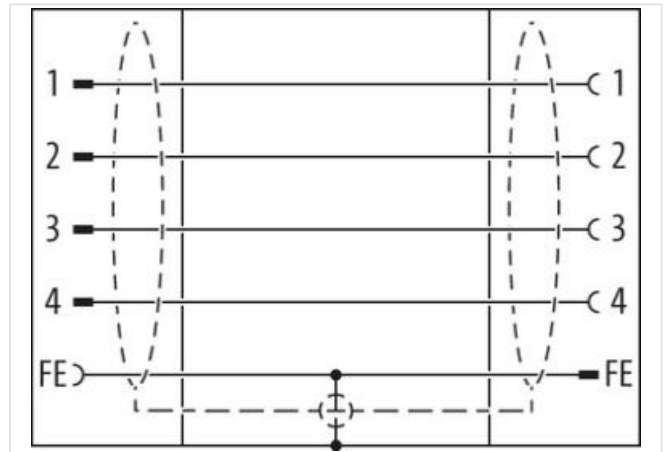
Lead-free without exception (CE - RoHS)

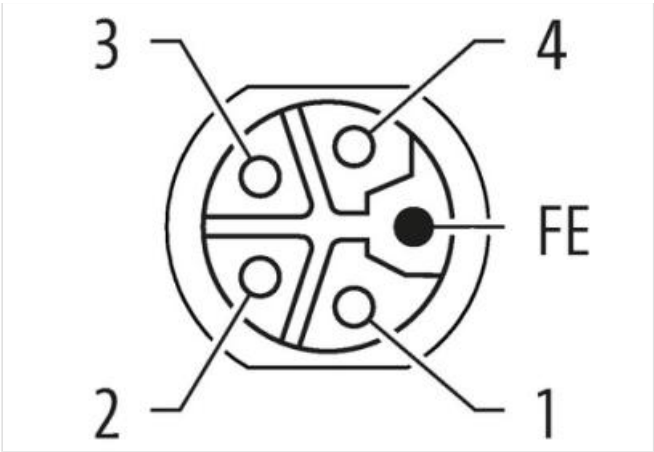
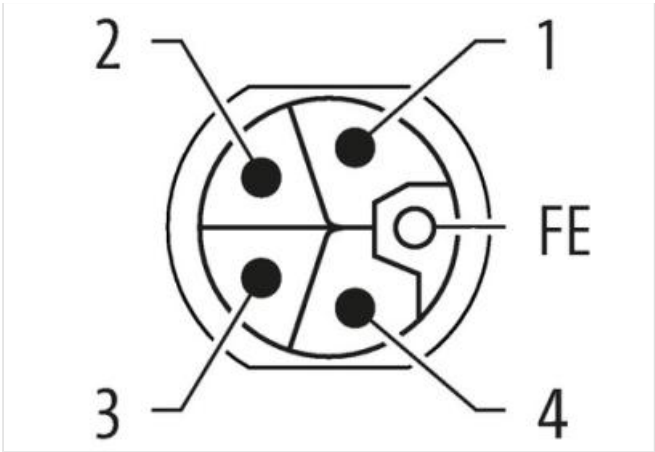
Cap nut

(M16 × 1.5 mm)


[Link to Product](#)

Illustration





Product may differ from Image



Side 1

Family construction form	M12P
Coding	L
No. of poles	5
Degree of protection (EN IEC 60529)	IP65, IP67, IP68

Side 2

Family construction form	M12P
Coding	L
No. of poles	5
Degree of protection (EN IEC 60529)	IP65, IP67, IP68

Commercial data

ECLASS-6.0	27279220
ECLASS-6.1	27279220
ECLASS-7.0	27440103
ECLASS-8.0	27440103
ECLASS-9.0	27440109
ECLASS-10.1	27440109
ECLASS-11.1	27440109
ECLASS-12.0	27440109
ETIM-5.0	EC002061
customs tariff number	85366990
GTIN	4065909044148
Packaging unit	1

Electrical data | Supply

Operating voltage DC max.	63 V
Current operating per contact max.	16 A

Installation | Connection

Tightening torque	0,6 Nm
Mounting set	M12 x 1

Device protection

Shielded	yes
----------	-----

Device protection | Electrical

Additional condition protection degree	inserted, screwed
--	-------------------

Pollution Degree	3
------------------	---

Rated surge voltage	1,5 kV
---------------------	--------

Material group (IEC 60664-1)	I
------------------------------	---

Mechanical data | Material data

Coating housing	nickel plated
-----------------	---------------

Material housing	Brass
------------------	-------

Material contact carrier	PUR
--------------------------	-----

Mechanical data | Mounting data

Mounting method	inserted, screwed, Shaking protection
-----------------	---------------------------------------

Environmental characteristics | Climatic

Operating temperature min.	-25 °C
----------------------------	--------

Operating temperature max.	85 °C
----------------------------	-------

Important installation notes

Note on strain relief	Protect the connectors by suitable measures from mechanical loads, e.g. by the usage of cable ties.
-----------------------	---

Note on bending radius	Attention: Observe the permissible bending radii when laying cables, as the IP protection class can be endangered by excessive bending forces.
------------------------	---

Conformity

Product standard	IEC 61076-2-111
------------------	-----------------