

M12 Power male 0° L-cod. IDC

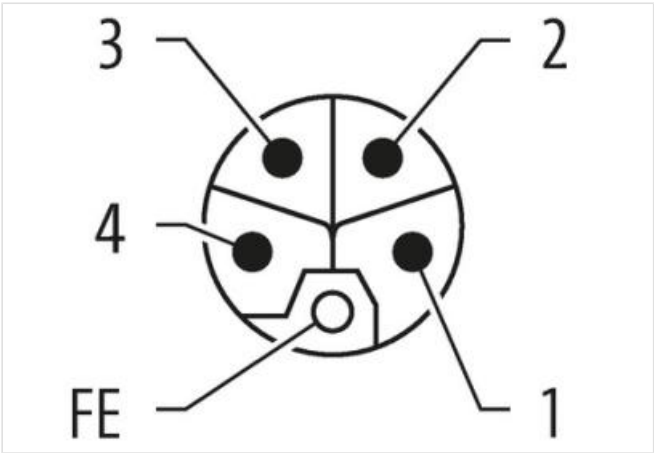
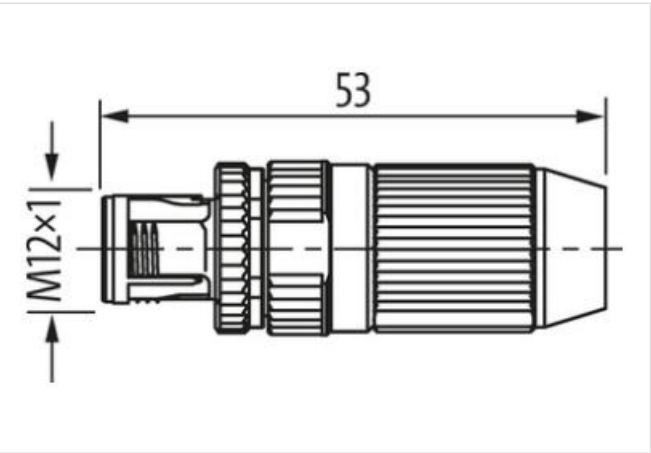
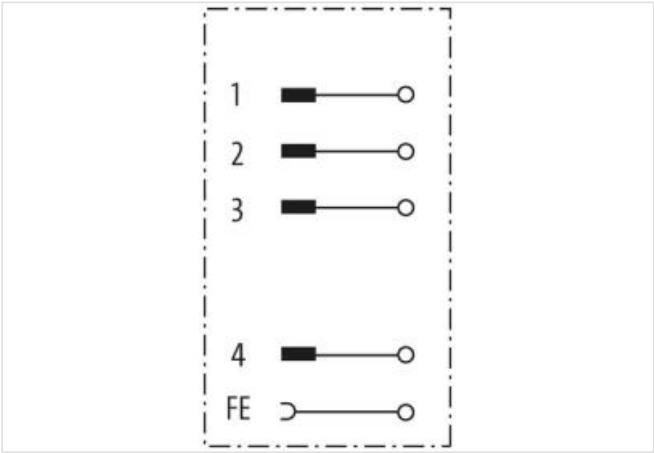
5-pol., 0,75 - 1,5mm², 5,8 - 13,5mm, shielded

Male straight  
M12, 5-pole  
L-coded  
Field-wireable  
IDC terminals  
0.75...1.5 mm²  
Sealing range (cable Ø)  
5.8...13.5 mm

The resistance to aggressive media should be individually tested for your application. Further details on request.

Link to Product

Illustration



Product may differ from Image

Side 1

Family construction form	M12P
Coding	L

Commercial data

ECLASS-6.0	27279221
ECLASS-7.0	27440104
ECLASS-8.0	27440104

ECLASS-9.0	27440102
ECLASS-10.1	27440102
ECLASS-11.1	27440102
ECLASS-12.0	27440116
ETIM-5.0	EC001855
customs tariff number	85366990
GTIN	4048879682541
Packaging unit	1

#### Electrical data | Supply

Operating voltage DC max.	63 V
Current operating per contact max.	12 A

#### Installation

Connection cross section max.	1,5 mm <sup>2</sup>
-------------------------------	---------------------

#### Installation | Connection

Tightening torque	0,6 Nm
Mounting set	M12 x 1
Width across flats	SW17
Mating cycles min.	500

#### Device protection | Electrical

Degree of protection (EN IEC 60529)	IP65, IP67
Additional condition protection degree	inserted, screwed

#### Mechanical data

Contour for corrugated hose	without
-----------------------------	---------

#### Mechanical data | Material data

Coating housing	Nickeled
Coating contact	gold plated
Material housing	Zinc die-casting
Material contact carrier	PA

#### Mechanical data | Mounting data

Mounting method	inserted, screwed, Shaking protection
Clamping range min.	5,8 mm
Clamping range max.	13,5 mm

#### Environmental characteristics | Climatic

Operating temperature min.	-40 °C
Operating temperature max.	85 °C

#### Important installation notes

Note on strain relief	Protect the connectors by suitable measures from mechanical loads, e.g. by the usage of cable ties.
Note on bending radius	<b>Attention:</b> Observe the permissible bending radii when laying cables, as the IP protection class can be endangered by excessive bending forces.