

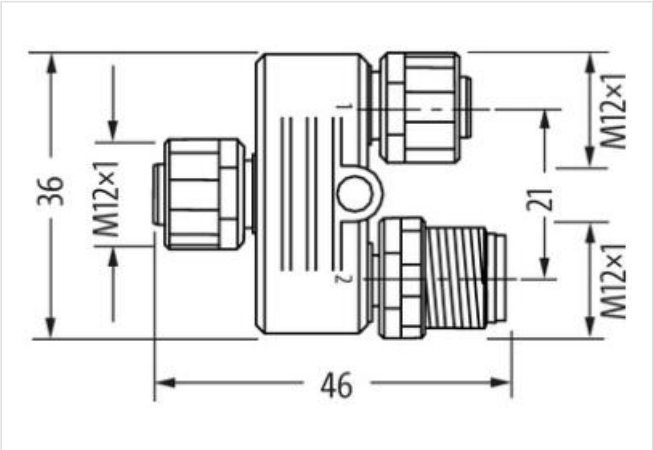
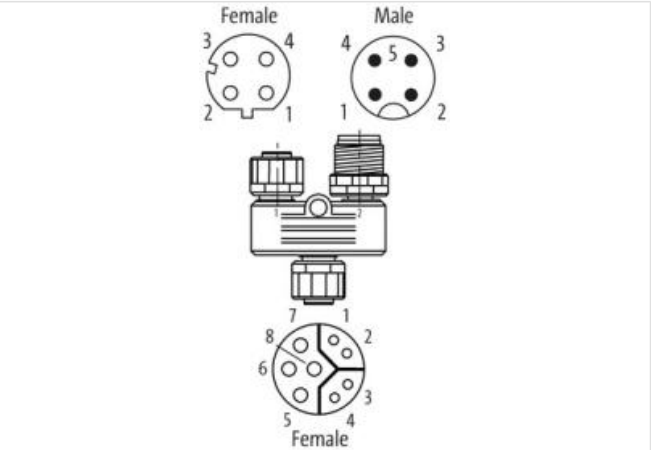
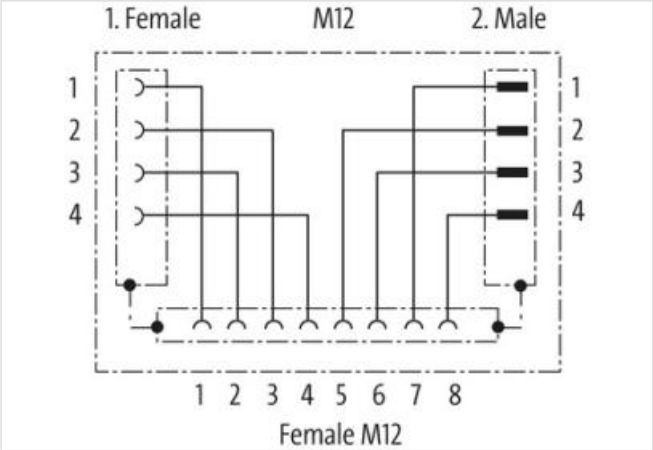
T-Coupler M12 female / M12 female + male shielded

Y-cod. / D-cod. Ethernet + A-cod.

Ethernet CAT5
The resistance to aggressive media should be individually tested for your application. Further details on request.
T-coupler
Female straight – female/male straight
M12 – M12
8-pole – 4-pole
Y-coded
shielded
Distribution function (NO)
Plastic housings with good resistance against chemicals and oils.

Link to Product

Illustration



Product may differ from Image

Side 1	
Family construction form	M12
Coding	Y
Width across flats	SW13
Side 2	
Family construction form	M12

Coding D

Side 3

Family construction form M12

Coding A

Commercial data

ECLASS-6.0 27143423

ECLASS-6.1 27279221

ECLASS-7.0 27440104

ECLASS-8.0 27440104

ECLASS-9.0 27440106

ECLASS-10.1 27440106

ECLASS-11.1 27440106

ECLASS-12.0 27440106

ETIM-5.0 EC002062

customs tariff number 85366990

GTIN 4048879607759

Packaging unit 1

Electrical data | Supply

Operating voltage DC max. 30 V

Operating current per data contact max. 0,5 A

Operating current per power contact max. 4 A

Industrial communication

Transfer parameters CAT5, Class D (ISO/IEC 11801:2002), (EN 50173-1)

Data transmission rate max. 100 MBit/s

Industrial communication | Ethernet functionality

duplex Full duplex

Installation | Connection

Tightening torque 0,6 Nm

Mounting set M12 x 1

Device protection | Electrical

Degree of protection (EN IEC 60529) IP54

Additional condition protection degree inserted, screwed

Pollution Degree 3

Rated surge voltage 0,8 kV

Material group (IEC 60664-1) I

Mechanical data | Material data

Coating locking Nickeled

Material housing PUR

Locking material Zinc die-casting

Mechanical data | Mounting data

Mounting method inserted, screwed, Shaking protection

Environmental characteristics | Climatic

Operating temperature min. -25 °C

Operating temperature max. 85 °C

Important installation notes

Note on strain relief Protect the connectors by suitable measures from mechanical loads, e.g. by the usage of cable ties.

Note on bending radius **Attention:** Observe the permissible bending radii when laying cables, as the IP protection class can be endangered by excessive bending forces.