

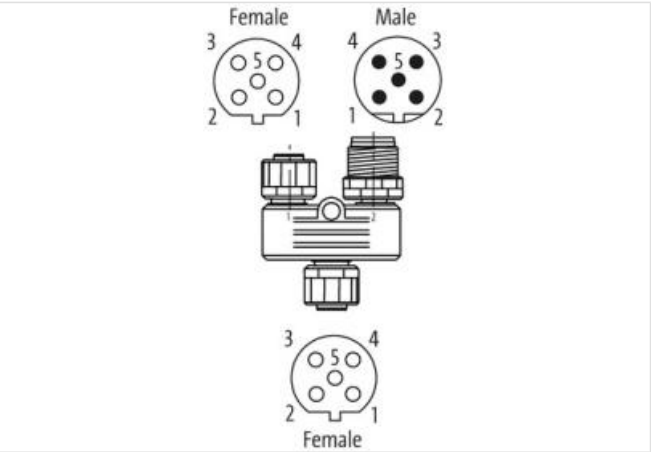
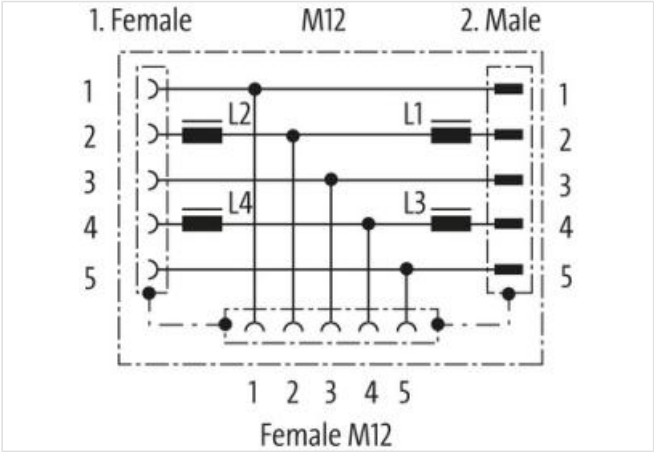
T-Coupler M12 female / M12 male + female B-cod.

5-pol., Profibus

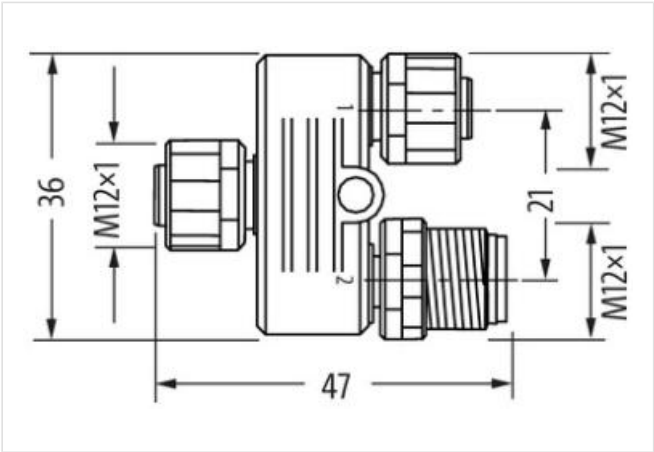
T-coupler
Female straight – female/male straight
M12 – M12, 5-pole
B-coded
shielded
Plastic housings with good resistance against chemicals and oils.
The resistance to aggressive media should be individually tested for your application. Further details on request.

Link to Product

Illustration



Product may differ from Image



Side 1	
Family construction form	M12
Coding	B
No. of poles	5

Width across flats SW13

Side 2

Family construction form M12
 Coding B
 No. of poles 5

Side 3

Family construction form M12
 Coding B

Commercial data

ECLASS-6.0 27143423
 ECLASS-6.1 27279221
 ECLASS-7.0 27440104
 ECLASS-8.0 27440104
 ECLASS-9.0 27440106
 ECLASS-10.1 27440106
 ECLASS-11.1 27440106
 ECLASS-12.0 27440106
 ETIM-5.0 EC001855
 customs tariff number 85366990
 GTIN 4048879141406
 Packaging unit 1

Electrical data | Supply

Operating voltage DC 5 V
 Current operating per contact max. 0,0125 A

Industrial communication

Data transmission rate max. 12 MBit/s

Installation | Connection

Tightening torque 0,6 Nm
 Mounting set M12 x 1

Device protection | Electrical

Degree of protection (EN IEC 60529) IP67
 Additional condition protection degree inserted, screwed
 Pollution Degree 3
 Material group (IEC 60664-1) I

Mechanical data | Material data

Coating locking Nickeled
 Locking material Zinc die-casting

Mechanical data | Mounting data

Mounting method inserted, screwed, Shaking protection

Environmental characteristics | Climatic

Operating temperature min. -25 °C
 Operating temperature max. 85 °C

Important installation notes

Note on strain relief Protect the connectors by suitable measures from mechanical loads, e.g. by the usage of cable ties.
 Note on bending radius **Attention:** Observe the permissible bending radii when laying cables, as the IP protection class can be endangered by excessive bending forces.