

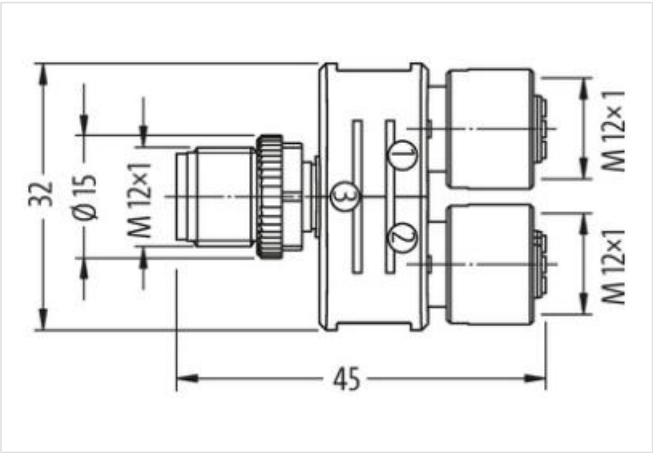
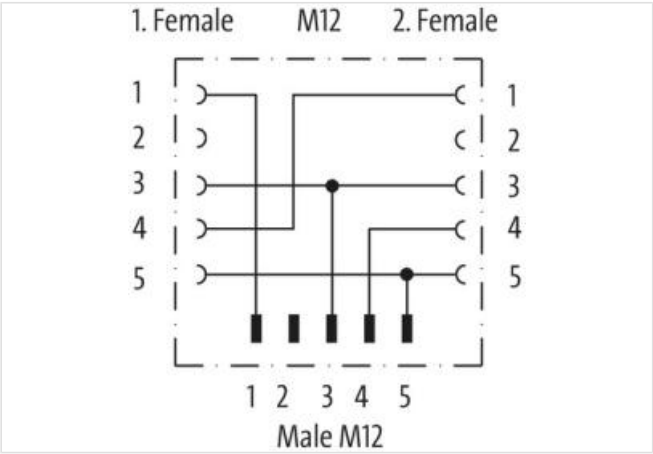
T-Coupler Slimline M12 male / 2x M12 female A-cod.

4-pol. / 2x 4-pol.

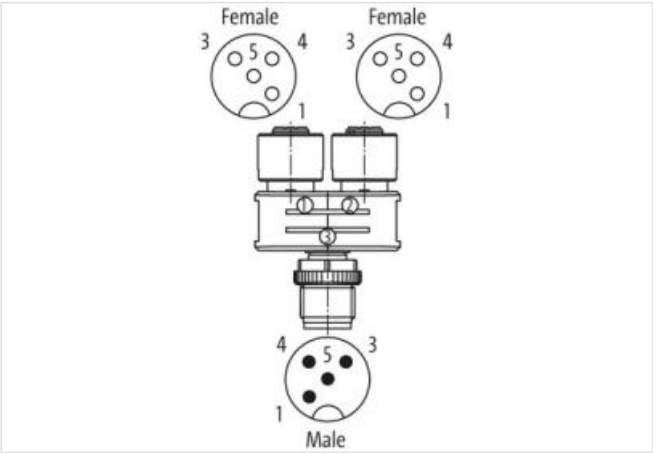
T-coupler (Slim Line)
Male straight – females straight
M12 – M12, 4-pole
Plastic housings with good resistance against chemicals and oils.
The resistance to aggressive media should be individually tested for your application. Further details on request.

Link to Product

Illustration



Product may differ from Image



| Side 1 | |
|--------------------------|--------------------|
| Tightening torque | 0,6 Nm |
| Mounting method | screwed, pluggable |
| Family construction form | M12 |
| Thread | M12 x 1 |
| Gender | female |

| | |
|-------------------------------------|------------|
| Coding | A |
| No. of poles | 4 |
| Width across flats | SW13 |
| Degree of protection (EN IEC 60529) | IP65, IP67 |

Side 2

| | |
|-------------------------------------|--------------------|
| Tightening torque | 0,6 Nm |
| Mounting method | screwed, pluggable |
| Family construction form | M12 |
| Thread | M12 x 1 |
| Gender | female |
| Coding | A |
| No. of poles | 4 |
| Width across flats | SW13 |
| Degree of protection (EN IEC 60529) | IP65, IP67 |

Side 3

| | |
|-------------------------------------|--------------------|
| Mounting method | screwed, pluggable |
| Family construction form | M12 |
| Coding | A |
| No. of poles | 4 |
| Degree of protection (EN IEC 60529) | IP67 |
| Gender | male |
| Tightening torque | 0,6 Nm |
| Width across flats | SW13 |
| Thread | M12 x 1 |

Commercial data

| | |
|-----------------------|---------------|
| ECLASS-6.0 | 27143423 |
| ECLASS-6.1 | 27279221 |
| ECLASS-7.0 | 27440104 |
| ECLASS-8.0 | 27440104 |
| ECLASS-9.0 | 27440106 |
| ECLASS-10.1 | 27440106 |
| ECLASS-11.1 | 27440106 |
| ECLASS-12.0 | 27440106 |
| ETIM-5.0 | EC002062 |
| customs tariff number | 85366990 |
| GTIN | 4048879144803 |
| Packaging unit | 1 |

Electrical data | Supply

| | |
|------------------------------------|------|
| Operating voltage AC max. | 60 V |
| Operating voltage DC max. | 60 V |
| Current operating per contact max. | 4 A |

Diagnostics

| | |
|-----------------------|----|
| Status indication LED | no |
|-----------------------|----|

Installation | Connection

| | |
|--------------------|---------|
| Tightening torque | 0,6 Nm |
| Mounting set | M12 x 1 |
| Width across flats | SW 13 |

Device protection | Electrical

| | |
|--|-------------------|
| Additional condition protection degree | inserted, screwed |
| Pollution Degree | 3 |
| Rated surge voltage | 1,5 kV |

Mechanical data | Mounting data

| | |
|-----------------|---------------------------------------|
| Mounting method | inserted, screwed, Shaking protection |
|-----------------|---------------------------------------|

Environmental characteristics | Climatic

| | |
|----------------------------|--------|
| Operating temperature min. | -25 °C |
| Operating temperature max. | 85 °C |

Important installation notes

| | |
|------------------------|---|
| Note on strain relief | Protect the connectors by suitable measures from mechanical loads, e.g. by the usage of cable ties. |
| Note on bending radius | Attention: Observe the permissible bending radii when laying cables, as the IP protection class can be endangered by excessive bending forces. |

Conformity

| | |
|------------------|--------------------------|
| Product standard | DIN EN 61076-2-101 (M12) |
|------------------|--------------------------|