

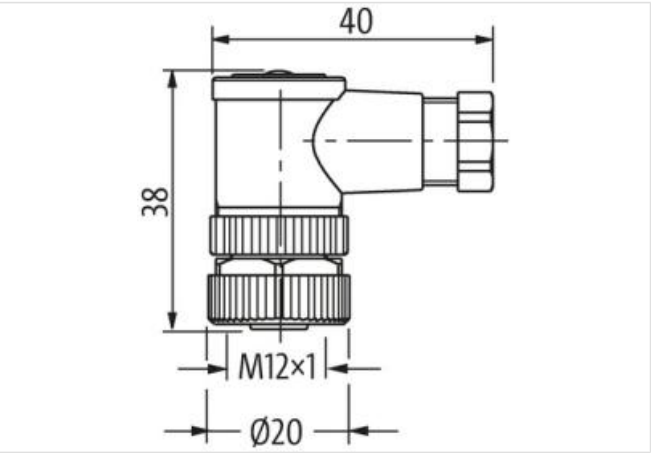
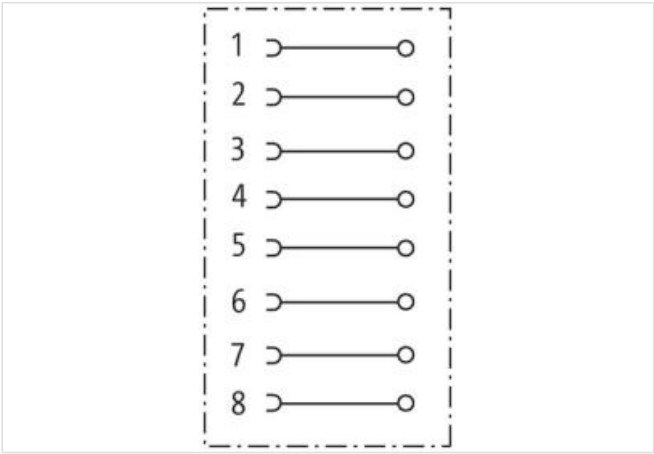
M12 female 90° A-cod. screw terminal

8-pol., max. 0.5mm², 6 - 8mm

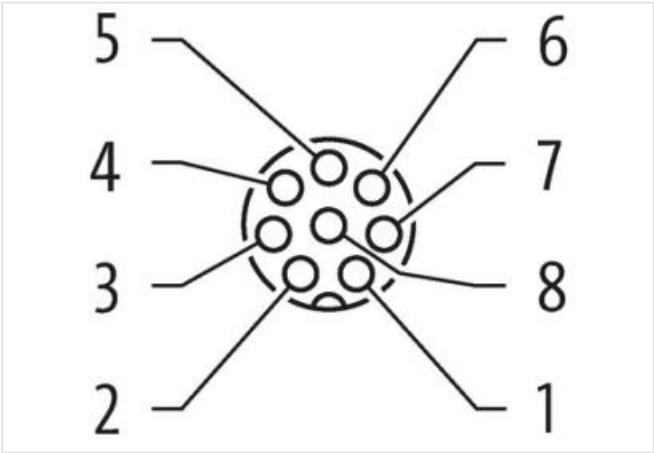
Female 90°
M12, 8-pole
Sealing range (cable Ø): 6...8 mm
Plastic housings with good resistance against chemicals and oils.
The resistance to aggressive media should be individually tested for your application. Further details on request.

Link to Product

Illustration



Product may differ from Image



Side 1	
Mounting method	inserted, screwed
Family construction form	M12
Thread	M12 x 1
Coding	A
No. of poles	8

Degree of protection (EN IEC 60529) IP67

Commercial data	
ECLASS-6.0	27279221
ECLASS-6.1	27260702
ECLASS-7.0	27440102
ECLASS-8.0	27440102
ECLASS-9.0	27440116
ECLASS-10.1	27440102
ECLASS-11.1	27440102
ECLASS-12.0	27440116
ETIM-5.0	EC002635
customs tariff number	85366990
GTIN	4048879195324
Packaging unit	1

Electrical data Supply	
Operating voltage AC max.	30 V
Operating voltage DC max.	30 V
Current operating per contact max.	2 A

Diagnostics	
Status indication LED	no

Installation	
Connection cross section max.	0,5 mm ²

Installation Connection	
Tightening torque	0,6 Nm

Device protection Electrical	
Additional condition protection degree	inserted, screwed
Pollution Degree	3
Material group (IEC 60664-1)	III
Overvoltage category (EN 60664-1)	II

Mechanical data Mounting data	
Mounting method	inserted, screwed, Shaking protection
Clamping range min.	6 mm
Clamping range max.	8 mm

Environmental characteristics Climatic	
Operating temperature min.	-40 °C
Operating temperature max.	85 °C

Important installation notes	
Note on strain relief	Protect the connectors by suitable measures from mechanical loads, e.g. by the usage of cable ties.
Note on bending radius	Attention: Observe the permissible bending radii when laying cables, as the IP protection class can be endangered by excessive bending forces.