

M12 female recept. Y-cod. front

PP-wires AWG20/26 0.2m

Flange female

M12, 8-pole

Y-coded

Front mounting

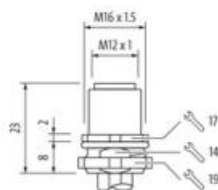
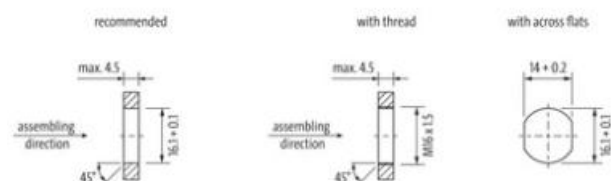
with multi-strand wire

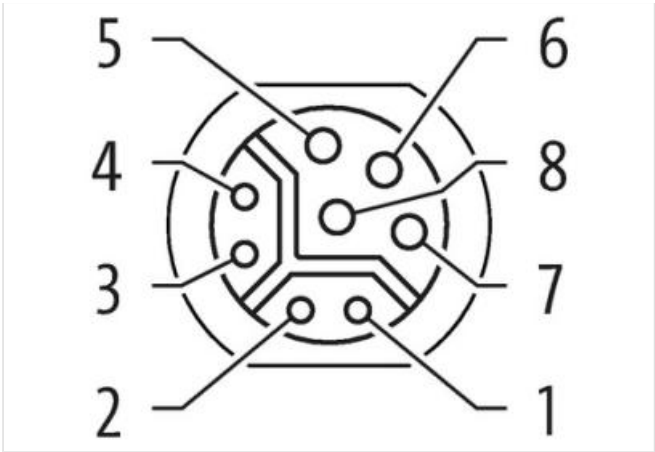
Further cable lengths on request.

The resistance to aggressive media should be individually tested for your application. Further details on request.

[Link to Product](#)**Illustration**

1	OG WH
2	OG
3	GN WH
4	GN
5	BU
6	WH
7	BN
8	BK

**panel cut out**



Product may differ from Image

Cable length	0,2 m
Side 1	
Tightening torque	0,6 Nm
Mounting method	inserted, screwed
Coating contact	gold plated
Coating head	nickel plated
Family construction form	M12
Thread	M12 x 1
Coding	Y
Material contact	Copper alloy
Material	Zinc die-casting
No. of poles	8
Degree of protection (EN IEC 60529)	IP67
Commercial data	
ECLASS-6.0	27279220
ECLASS-6.1	27279220
ECLASS-7.0	27440103
ECLASS-8.0	27440103
ECLASS-9.0	27440103
ECLASS-10.1	27440103
ECLASS-11.1	27440103
ECLASS-12.0	27440103
ETIM-5.0	EC002061
customs tariff number	85444290
GTIN	4048879710794
Packaging unit	1
Electrical data Supply	
Operating voltage AC max.	50 V
Operating voltage DC max.	50 V
Operating current per data contact max.	0,5 A
Operating current per signal contact max.	6 A
Diagnostics	
Status indication LED	no
Installation Connection	
Mounting set	M16 x 1.5
Device protection Electrical	

Protection NEMA	3, 4, 6P
Additional condition protection degree	inserted, screwed
Pollution Degree	3
Rated surge voltage	0,8 kV
Material group (IEC 60664-1)	I

Mechanical data

Contour for corrugated hose	without
-----------------------------	---------

Mechanical data | Material data

Coating housing	nickel plated
Coating locking	Nickeled
Coating of fitting	nickel plated
Material gasket	FKM
Locking material	Zinc die-casting
Material screw connection	Zinc die-casting

Mechanical data | Mounting data

Mounting method	Schraubgewinde
Looking techniques	Schraubgewinde

Environmental characteristics | Climatic

Operating temperature min.	-25 °C
Operating temperature max.	85 °C

Important installation notes

Note on strain relief	Protect the connectors by suitable measures from mechanical loads, e.g. by the usage of cable ties.
Note on bending radius	Attention: Observe the permissible bending radii when laying cables, as the IP protection class can be endangered by excessive bending forces.

Approvals

UL 50E	yes
--------	-----

Installation | Cable

wire arrangement	(black, brown, white, blue), (orange-white, orange, green-white, green)
Cable identification	942
wire arrangement	(black, brown, white, blue), (orange-white, orange, green-white, green)
Material wire insulation	PP
Amount wires	4
Amount strands (wire)	19
Conductor crosssection (wire)	20 AWG
Amount wires (Data)	4
Amount strands wire (Data)	19
Conductor crosssection wire (Data)	26 AWG
Min. operating temperature (static)	-50 °C
Max. operating temperature (fixed)	80 °C
Operating temperature min. (dynamic)	-40 °C
Operating temperature max. (dynamic)	80 °C
Flame resistance	UL 1581 § 1090 UL 1581 § 1100 FT2 IEC 60332-2-2
chemical resistance	Good, application-related testing
Gasoline resistance	Good, application-related testing
Oil resistance	DIN EN 60811-404 Good, application-related testing
Bending radius (fixed)	5 x Outer diameter
Bending radius (dynamic)	10 x Outer diameter
No. of bending cycles (C-track)	5 Mio.
No. of torsion cycles	2 Mio.
Torsion stress	± 30 °/m