

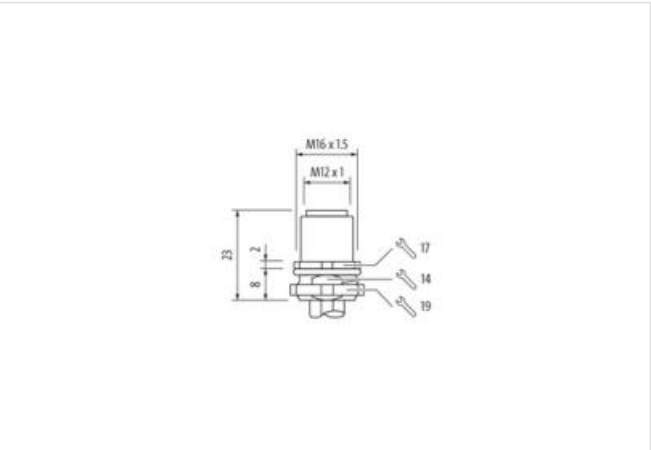
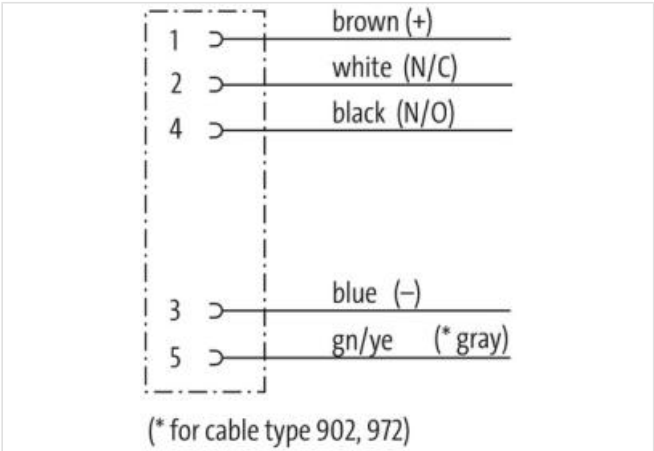
M12 female recept. A-cod. front

PVC-wires 5x0.34 1m

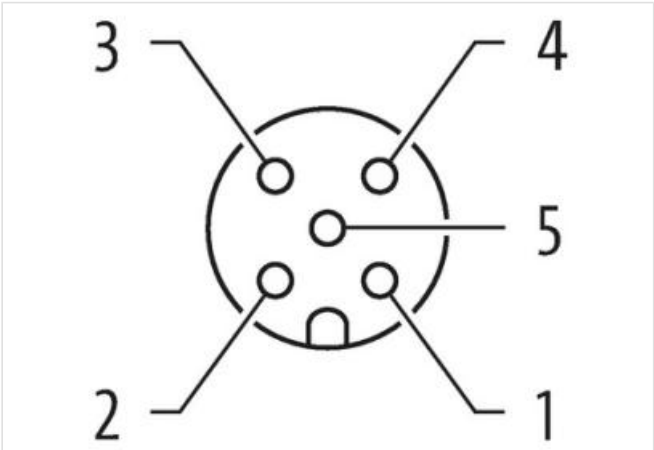
Flange female
M12, 5-pole
Front mounting
with multi-strand wire

Link to Product

Illustration



Product may differ from Image



Cable length	1 m
Side 1	
Tightening torque	0,6 Nm
Mounting method	inserted, screwed
Coating contact	gold plated

Family construction form	M12
Thread	M12 x 1
Coding	A
Material contact	Copper alloy
Material	Zinc die-casting
No. of poles	5
Degree of protection (EN IEC 60529)	IP67

Side 2

Coating contact	gold plated
-----------------	-------------

Commercial data

ECLASS-6.0	27279220
ECLASS-6.1	27279220
ECLASS-7.0	27440103
ECLASS-8.0	27440103
ECLASS-9.0	27440103
ECLASS-10.1	27440103
ECLASS-11.1	27440103
ECLASS-12.0	27440103
ETIM-5.0	EC001855
customs tariff number	85444290
GTIN	4048879295185
Packaging unit	1

Electrical data | Supply

Operating voltage AC max.	125 V
Operating voltage DC max.	125 V
Current operating per contact max.	4 A

Diagnostics

Status indication LED	no
-----------------------	----

Installation | Connection

Mounting set	M16 x 1.5
--------------	-----------

Device protection | Electrical

Protection NEMA	3, 4, 6P
Additional condition protection degree	inserted, screwed
Pollution Degree	3
Rated surge voltage	1,5 kV
Material group (IEC 60664-1)	I

Mechanical data | Material data

Coating housing	nickel plated
Coating locking	vermessingt
Coating of fitting	nickel plated
Material gasket	FKM
Locking material	Zinc die-casting
Material screw connection	Zinc die-casting

Mechanical data | Mounting data

Mounting method	Schraubgewinde
Looking techniques	Schraubgewinde

Environmental characteristics | Climatic

Operating temperature min.	-25 °C
Operating temperature max.	85 °C
Additional condition temperature range	depending on cable quality

Important installation notes

The information in this Product-PDF has been compiled with the utmost care.
Liability for the correctness completeness and topicality of the information is restricted to gross negligence. Version: 2024-05-18

Murrelektronik GmbH | Office Park 4, 4.OG/Top A.45 | 1300 Wien-Flughafen | Fon +43 1 706 45 25-0 | Fax +43 1 706 45 25-300 | shop@murrelektronik.at | shop.murrelektronik.at

Note on strain relief Protect the connectors by suitable measures from mechanical loads, e.g. by the usage of cable ties.

Note on bending radius **Attention:** Observe the permissible bending radii when laying cables, as the IP protection class can be endangered by excessive bending forces.

Conformity

Product standard DIN EN 61076-2-101 (M12)

Approvals

UL 50E yes

Installation | Cable

Cable identification 902

wire arrangement brown, white, blue, black, gray

Outer-diameter (jacket) 1,4 mm

Tolerance outer diameter (sheath) $\pm 5\%$

Material wire insulation PVC

Amount wires 5

Conductor crosssection (wire) 0,34 mm²

Min. operating temperature (static) -40 °C

Max. operating temperature (fixed) 105 °C

Operating temperature min. (dynamic) -5 °C

Operating temperature max. (dynamic) 105 °C

Flame resistance IEC 60332-2-2 | UL 1581 § 1100 FT2 | UL 1581 § 1090

chemical resistance Good, application-related testing

Gasoline resistance Good, application-related testing

Oil resistance DIN EN 60811-404 | Good, application-related testing

Bending radius (fixed) 5 x Outer diameter