


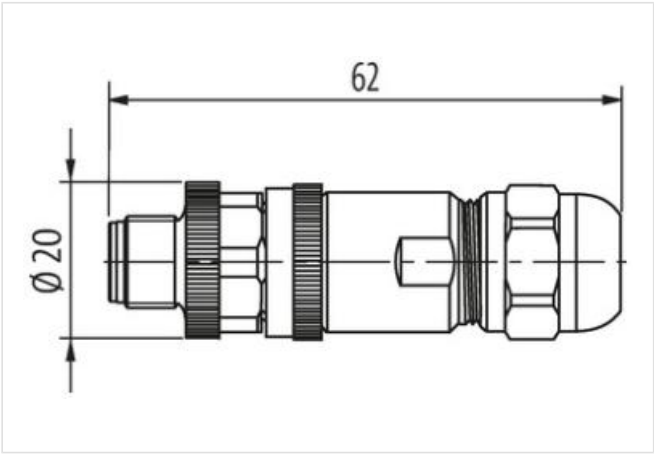
M12 male 0° A-cod. screw terminal

5-pol., max. 0,75mm², 6 - 8mm, shielded

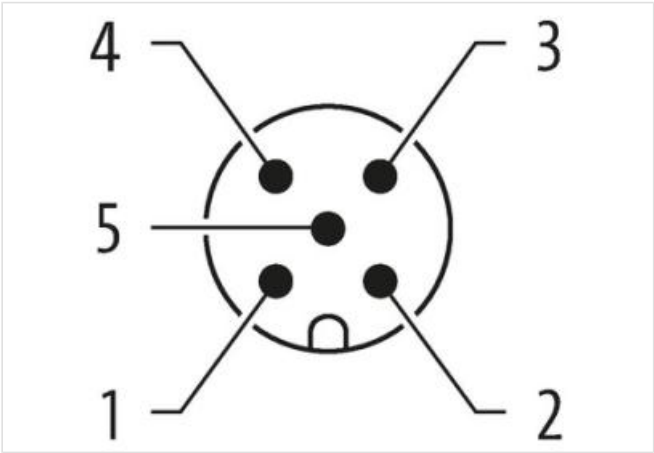
Male straight
M12, 5-pole
shielded
Screw terminals
Sealing range (cable Ø): 6...8 mm

[Link to Product](#)

Illustration



Product may differ from Image



Side 1	
Family construction form	M12
Coding	A
Material contact	Copper alloy
No. of poles	5
Degree of protection (EN IEC 60529)	IP67

Commercial data	
ECLASS-6.0	27279221
ECLASS-6.1	27260702
ECLASS-7.0	27440102
ECLASS-8.0	27440102
ECLASS-9.0	27440116
ECLASS-10.1	27440102
ECLASS-11.1	27440102
ECLASS-12.0	27440116
ETIM-5.0	EC001855
customs tariff number	85366990
GTIN	4065909040898
Packaging unit	1
Electrical data Supply	
Operating voltage DC max.	60 V
Current operating per contact max.	4 A
Installation	
Connection cross section max.	0,75 mm²
Installation Connection	
Connection	Screw terminals SK
Tightening torque	0,6 Nm
Width across flats	SW18
Device protection	
Shielded	yes
Device protection Electrical	
Additional condition protection degree	inserted, screwed
Pollution Degree	3
Insulation resistance min.	100 MΩ
Overvoltage category (EN 60950-1)	II
Mechanical data Material data	
Coating contact	gold plated
Material housing	Copper alloy
Locking material	Copper alloy
Mechanical data Mounting data	
Clamping range min.	6 mm
Clamping range max.	8 mm
Environmental characteristics Climatic	
Operating temperature min.	-40 °C
Operating temperature max.	85 °C
Important installation notes	
Note on strain relief	Protect the connectors by suitable measures from mechanical loads, e.g. by the usage of cable ties.
Note on bending radius	Attention: Observe the permissible bending radii when laying cables, as the IP protection class can be endangered by excessive bending forces.