

**M12 female 0° A-cod. with cable shielded**

PUR 4x0.34 shielded gy UL/CSA 3m

Female straight  
M12, 4-pole  
shielded  
with cable sleeves

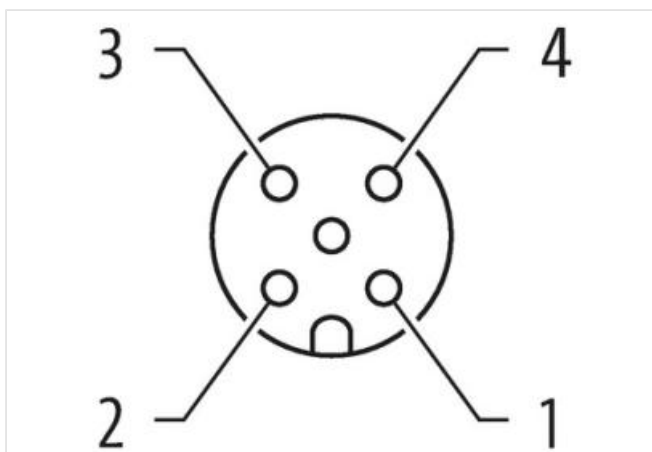
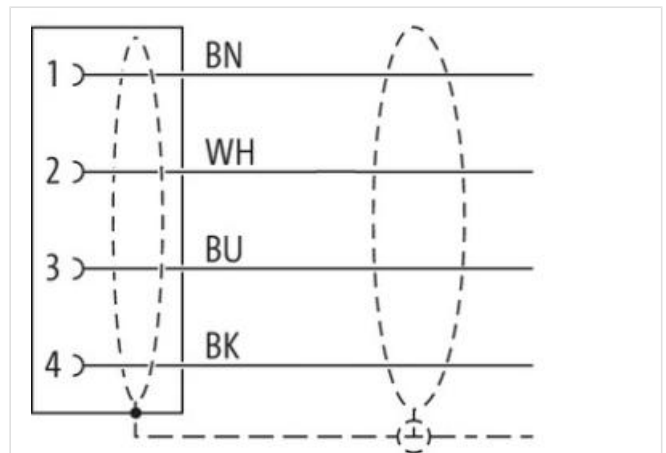
**⚠ NOTICE ⚠**

Plastic housings with good resistance against chemicals and oils.

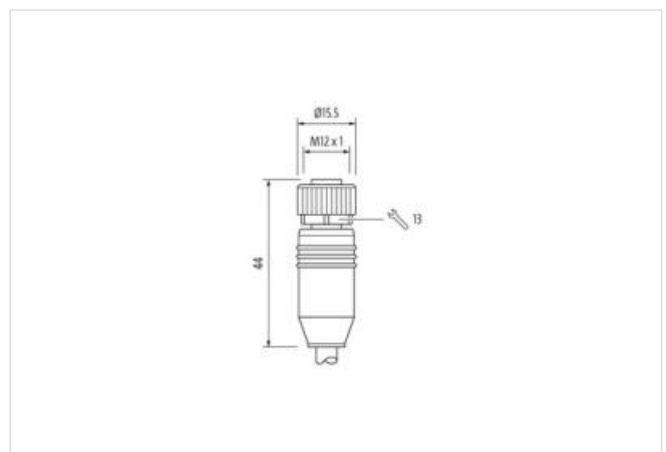
The resistance to aggressive media should be individually tested for your application. Further details on request.

**PRODUCT WILL BE DISCONTINUED BY JUNE 2023. PLEASE HAVE A LOOK AT THE ALTERNATIVE PRODUCTS.**

Further cable lengths on request.

[Link to Product](#)**Illustration**

Product may differ from Image



Cable length 3 m

#### Side 1

|                                     |                   |
|-------------------------------------|-------------------|
| Tightening torque                   | 0,6 Nm            |
| Mounting method                     | inserted, screwed |
| Family construction form            | M12               |
| Thread                              | M12 x 1           |
| Coding                              | A                 |
| Material                            | PUR               |
| Width across flats                  | SW13              |
| Degree of protection (EN IEC 60529) | IP65, IP66K, IP67 |

#### Commercial data

|                       |               |
|-----------------------|---------------|
| ECLASS-6.0            | 27279218      |
| ECLASS-6.1            | 27279218      |
| ECLASS-7.0            | 27279218      |
| ECLASS-8.0            | 27279218      |
| ECLASS-9.0            | 27060311      |
| ECLASS-10.1           | 27060311      |
| ECLASS-11.1           | 27060311      |
| ECLASS-12.0           | 27060311      |
| ETIM-5.0              | EC001855      |
| customs tariff number | 85444290      |
| GTIN                  | 4048879200004 |
| Packaging unit        | 1             |

#### Electrical data | Supply

|                                    |      |
|------------------------------------|------|
| Operating voltage AC max.          | 60 V |
| Operating voltage DC max.          | 60 V |
| Operating voltage AC (UL-listed)   | 30 V |
| Operating voltage DC (UL-listed)   | 30 V |
| Current operating per contact max. | 4 A  |

#### Installation | Connection

|              |         |
|--------------|---------|
| Mounting set | M12 x 1 |
|--------------|---------|

#### Device protection | Electrical

|  |                   |
|--|-------------------|
| Additional condition protection degree | inserted, screwed |
| Pollution Degree                       | 3                 |
| Rated surge voltage                    | 1,5 kV            |
| Material group (IEC 60664-1)           | I                 |

#### Mechanical data | Material data

|                           |                  |
|---------------------------|------------------|
| Coating locking           | Nickeled         |
| Coating of fitting        | nickel plated    |
| Locking material          | Zinc die-casting |
| Material screw connection | Zinc die-casting |

#### Mechanical data | Mounting data

|                 |                                       |
|-----------------|---------------------------------------|
| Mounting method | inserted, screwed, Shaking protection |
|-----------------|---------------------------------------|

#### Environmental characteristics | Climatic

|  |                            |
|--|----------------------------|
| Operating temperature min.             | -25 °C                     |
| Operating temperature max.             | 85 °C                      |
| Additional condition temperature range | depending on cable quality |

#### Important installation notes

|                        |   |
|------------------------|---|
| Note on strain relief  | Protect the connectors by suitable measures from mechanical loads, e.g. by the usage of cable ties.   |
| Note on bending radius | <b>Attention:</b> Observe the permissible bending radii when laying cables, as the IP protection class can be endangered by excessive bending forces. |

## Conformity

Product standard DIN EN 61076-2-101 (M12)

## Installation | Cable

|   |  |
|---|--|
| wire arrangement                                  | brown, black, blue, white                                      |
| Cable identification                              | 335  |
| Jacket Color                                      | gray   |
| Type of Certificate                               | cURus  |
| Amount stranding                                  | 1  |
| Stranding   | 4 wires twisted  |
| Cable shielding (type)                            | copper braid, tinned   |
| Cable shielding (coverage)                        | 85 %   |
| Banding   | Fleece, Foil   |
| wire arrangement                                  | brown, black, blue, white                                      |
| Cable weight                                      | 56,1 g/m   |
| Material jacket                                   | PUR  |
| Shore hardness jacket                             | 85 ± 3 Shore A   |
| Freedom from ingredients (jacket)                 | lead-free, cadmium-free, CFC-free, halogen-free, silicone-free |
| Outer-diameter (jacket)                           | 5,9 mm   |
| Tolerance outer diameter (sheath)                 | ± 5 %  |
| Material wire insulation                          | PP   |
| Amount wires                                      | 4  |
| Outer diameter insulation                         | 1,55 mm  |
| Outer diameter tolerance core insulation          | ± 5 %  |
| Shore hardness wire insulation                    | 72 ± 3 Shore D   |
| Ingredient freeness wire insulation               | lead-free, cadmium-free, CFC-free, halogen-free, silicone-free |
| Amount strands (wire)                             | 42   |
| Diameter of single wires                          | 0,1 mm   |
| Conductor crosssection (wire)                     | 0,34 mm <sup>2</sup>   |
| Material conductor wire                           | Stranded copper wire, bare                                     |
| Conductor type (wire)                             | strand class 6   |
| Nominal voltage AC max.                           | 300 V  |
| Current load capacity (standard)                  | to DIN VDE 0298-4  |
| Current load capacity min. wire                   | 4,8 A  |
| Electrical resistance line constant wire          | 52 Ω/km @ 20 °C  |
| AC withstand voltage (wire - wire)                | 2 kV @ 60 s  |
| Power frequency withstand voltage (wire - jacket) | 2 kV @ 60 s  |
| Min. operating temperature (static)               | -40 °C   |
| Max. operating temperature (fixed)                | 80 °C  |
| Operating temperature min. (dynamic)              | -20 °C   |
| Operating temperature max. (dynamic)              | 80 °C  |
| Flame resistance                                  | IEC 60332-2-2   UL 1581 § 1100 FT2   UL 1581 § 1090            |
| chemical resistance                               | Good, application-related testing                              |
| Gasoline resistance                               | Good, application-related testing                              |
| Oil resistance                                    | DIN EN 60811-404   Good, application-related testing           |
| Bending radius (dynamic)                          | 10 x Outer diameter  |