

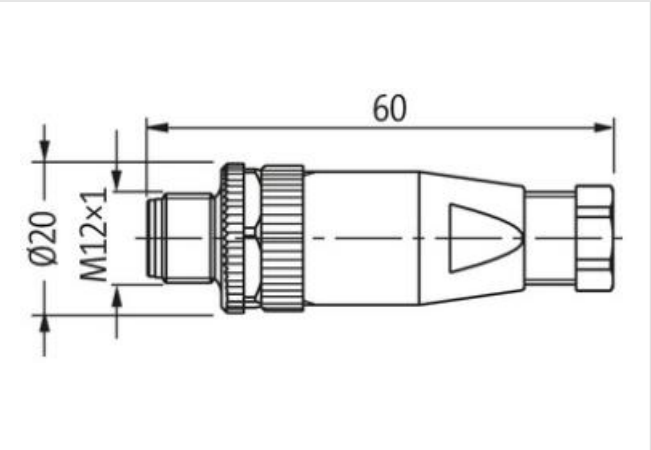
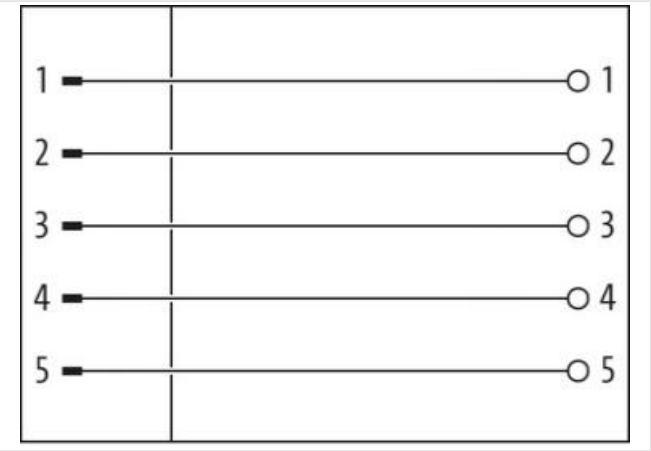
M12 male 0° A-cod. screw terminal

5-pol., max. 0,75mm², 6 - 8mm

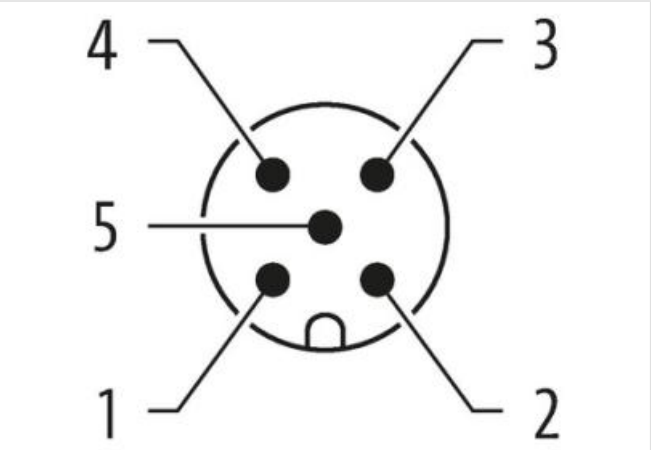
Male straight
M12, 5-pole
Screw terminals
Sealing range (cable Ø): 6...8 mm
Plastic housings with good resistance against chemicals and oils.
The resistance to aggressive media should be individually tested for your application. Further details on request.

Link to Product

Illustration



Product may differ from Image



Side 1

Family construction form	M12
Degree of protection (EN IEC 60529)	IP67

Commercial data

ECLASS-6.0	27279221
------------	----------

ECLASS-7.0	27440104
ECLASS-8.0	27440104
ECLASS-9.0	27440102
ECLASS-10.1	27440102
ECLASS-11.1	27440102
ECLASS-12.0	27440116
ETIM-5.0	EC002635
customs tariff number	85366990
GTIN	4048879201636
Packaging unit	1

Electrical data | Supply

Operating voltage AC max.	60 V
Operating voltage DC max.	60 V
Operating voltage AC max. (UL-listed)	125 V
Operating voltage DC max. (UL-listed)	125 V
Current operating per contact max.	4 A
Current operating per contact max. (URc.)	3 A

Installation

Connection cross section max.	0,75 mm²
-------------------------------	----------

Installation | Connection

Tightening torque	0,6 Nm
Width across flats	SW18

Device protection | Electrical

Additional condition protection degree	inserted, screwed
Pollution Degree	3
Rated surge voltage	1,5 kV
Overvoltage category (EN 60664-1)	III
Overvoltage category (EN 60950-1)	II

Mechanical data | Material data

Material housing	PA
------------------	----

Mechanical data | Mounting data

Mounting method	inserted, screwed, Shaking protection
Clamping range min.	6 mm
Clamping range max.	8 mm
Height	60 mm
Width	20 mm
Depth	20 mm

Environmental characteristics | Climatic

Operating temperature min.	-40 °C
Operating temperature max.	85 °C

Important installation notes

Note on strain relief	Protect the connectors by suitable measures from mechanical loads, e.g. by the usage of cable ties.
Note on bending radius	Attention: Observe the permissible bending radii when laying cables, as the IP protection class can be endangered by excessive bending forces.