

M12 female 0° A-cod. with cable

PUR 5x0.34 bk UL/CSA 10m

⚠ NOTICE ⚠**PRODUCT IS DISCONTINUED. PLEASE HAVE A LOOK AT THE ALTERNATIVE PRODUCTS.**

Female straight

M12, 5-pole

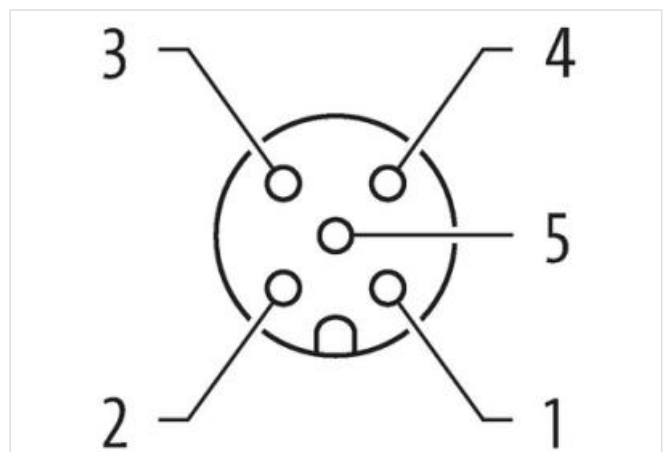


A-coded

Art-No. 7005 - M12 Lite - (plastic hexagonal screw) on request

Plastic housings with good resistance against chemicals and oils.

The resistance to aggressive media should be individually tested for your application. Further details on request.

Further cable lengths on request.

[Link to Product](#)**Illustration**

Product may differ from Image



Cable length 10 m

Side 1

Tightening torque	0,6 Nm
Mounting method	inserted, screwed
Coating contact	gold plated
Family construction form	M12
Thread	M12 x 1
suitable for corrugated tube (internal Ø)	10 mm
Coding	A
Material contact	Copper alloy
Material	PUR
No. of poles	5
Width across flats	SW13
Degree of protection (EN IEC 60529)	IP65, IP66K, IP67

Side 2

Stripping length (jacket)	20 mm
Coating contact	gold plated

Commercial data

ECLASS-6.0	27279218
ECLASS-6.1	27279218
ECLASS-7.0	27279218
ECLASS-8.0	27279218
ECLASS-9.0	27060311
ECLASS-10.1	27060311
ECLASS-11.1	27060311
ECLASS-12.0	27060311
ETIM-5.0	EC001855
customs tariff number	85444290
GTIN	4048879210973
Packaging unit	1

Electrical data | Supply

Operating voltage AC max.	125 V
Operating voltage DC max.	125 V
Operating voltage AC (UL-listed)	30 V
Operating voltage DC (UL-listed)	30 V
Current operating per contact max.	4 A

Diagnostics

Status indication LED	no
-----------------------	----

Installation | Connection

Stripping length (jacket)	20 mm
Mounting set	M12 x 1

Device protection | Electrical

Additional condition protection degree	inserted, screwed
Pollution Degree	3
Rated surge voltage	1,5 kV
Material group (IEC 60664-1)	I

Mechanical data | Material data

Coating locking	Nickel
Coating of fitting	nickel plated
Material gasket	FKM
Locking material	Zinc die-casting

Material screw connection Zinc die-casting

Mechanical data | Mounting data

Mounting method inserted, screwed, Shaking protection

Environmental characteristics | Climatic

Operating temperature min. -25 °C

Operating temperature max. 85 °C

Additional condition temperature range depending on cable quality

Important installation notes

Note on strain relief Protect the connectors by suitable measures from mechanical loads, e.g. by the usage of cable ties.

Note on bending radius **Attention:** Observe the permissible bending radii when laying cables, as the IP protection class can be endangered by excessive bending forces.

Conformity

Product standard DIN EN 61076-2-101 (M12)

Cable

Cable identification 625

Cable Type 2 (PUR/PVC)

Approval (cable) UL (AWM-Style 20549/1731), CSA; CE conform

Cable weight [g/m] 54,78 g

Material wire Cu wire, bare

Resistor (core) max. 57 Ω/km (20 °C)

Single wire Ø (core) 0.1 mm

Construction (core) 42× 0.1 mm (multi-strand wire class 6)

Diameter (core) 5× 0.34 mm²

AWG similar to AWG 22

Material wire isolation PVC

Material property wire insulation CFC-, cadmium-, silicone- and lead-free

Shore hardness wire isolation 43 ±5 D

Wire-Ø incl. isolation 1.25 mm ±5%

Color/numbering of wires br, bk, bl, wh, gnye longitudinally striped

Stranding combination 5 wires twisted around central filler

Shield no

Material jacket PUR/PVC

Material property (jacket) CFC-, halogen-, cadmium-, silicone- and lead-free, matt, low-adhesion, machine easy to process, abrasion-resistant, hydrolysis and microbial resistant

Shore hardness jacket 80 ±5 A (PVC-under jacket); 85 ±5 A (PUR-jacket)

Outer-Ø (jacket) 5.0 mm ±5%

Color jacket black

chemical resistance good resistance to oil, gasoline and chemicals

Nominal voltage UL 300 V AC

Test voltage 2000 V AC

Current load capacity to DIN VDE 0298-4

Temperature range (fixed) -30...+80 °C

Temperature range (mobile) -5...+80 °C

Bending radius (fixed) 10× outer Ø

Bending radius (dynamic) 15× outer Ø

No. of bending cycles (C-track) max. 2 Mio. (25 °C)

Travel speed (C-track) max. 3.3 m/s

Acceleration (C-track) max. 5 m/s²