

M12 female 0° A-cod. with cable

PVC 5x0.34 ye UL/CSA 40m

Female straight

M12, 5-pole

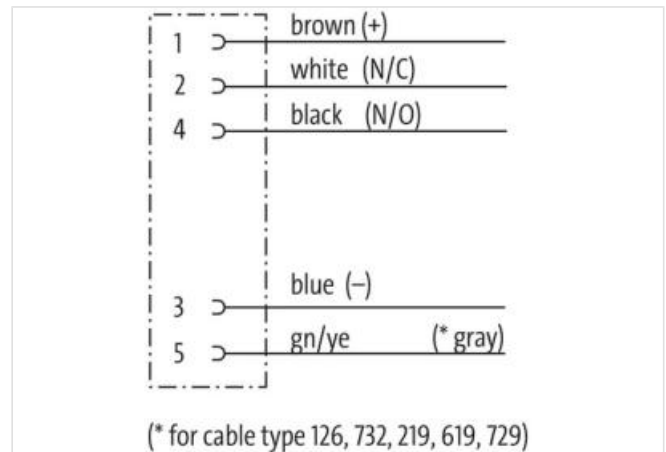

A-coded

Art-No. 7005 - M12 Lite - (plastic hexagonal screw) on request

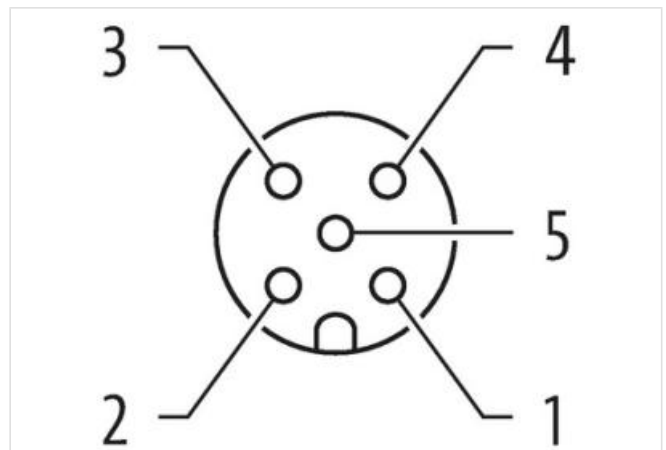
Plastic housings with good resistance against chemicals and oils.

The resistance to aggressive media should be individually tested for your application. Further details on request.

Further cable lengths on request.

[Link to Product](#)**Illustration**

Product may differ from Image



Cable length 40 m

Side 1

Tightening torque 0,6 Nm

| | |
|---|-------------------|
| Mounting method | inserted, screwed |
| Coating contact | gold plated |
| Family construction form | M12 |
| Thread | M12 x 1 |
| suitable for corrugated tube (internal Ø) | 10 mm |
| Coding | A |
| Material contact | Copper alloy |
| Material | PUR |
| No. of poles | 5 |
| Width across flats | SW13 |
| Degree of protection (EN IEC 60529) | IP65, IP66K, IP67 |

Side 2

| | |
|---------------------------|-------------|
| Stripping length (jacket) | 20 mm |
| Coating contact | gold plated |

Commercial data

| | |
|-----------------------|---------------|
| ECLASS-6.0 | 27279218 |
| ECLASS-7.0 | 27279218 |
| ECLASS-8.0 | 27279218 |
| ECLASS-9.0 | 27060311 |
| ECLASS-10.1 | 27060311 |
| ECLASS-11.1 | 27060311 |
| ECLASS-12.0 | 27060311 |
| ETIM-5.0 | EC001855 |
| customs tariff number | 85444290 |
| GTIN | 4048879489232 |
| Packaging unit | 1 |

Electrical data | Supply

| | |
|------------------------------------|-------|
| Operating voltage AC max. | 125 V |
| Operating voltage DC max. | 125 V |
| Operating voltage AC (UL-listed) | 30 V |
| Operating voltage DC (UL-listed) | 30 V |
| Current operating per contact max. | 4 A |

Diagnostics

| | |
|-----------------------|----|
| Status indication LED | no |
|-----------------------|----|

Installation | Connection

| | |
|---------------------------|---------|
| Stripping length (jacket) | 20 mm |
| Mounting set | M12 x 1 |

Device protection | Electrical

| | |
|--|-------------------|
| Additional condition protection degree | inserted, screwed |
| Pollution Degree | 3 |
| Rated surge voltage | 1,5 kV |
| Material group (IEC 60664-1) | I |

Mechanical data | Material data

| | |
|---------------------------|------------------|
| Coating locking | Nickeled |
| Coating of fitting | nickel plated |
| Material gasket | FKM |
| Locking material | Zinc die-casting |
| Material screw connection | Zinc die-casting |

Mechanical data | Mounting data

| | |
|-----------------|---------------------------------------|
| Mounting method | inserted, screwed, Shaking protection |
|-----------------|---------------------------------------|

Environmental characteristics | Climatic

| | |
|--|----------------------------|
| Operating temperature min. | -25 °C |
| Operating temperature max. | 85 °C |
| Additional condition temperature range | depending on cable quality |

Conformity

| | |
|------------------|--------------------------|
| Product standard | DIN EN 61076-2-101 (M12) |
|------------------|--------------------------|

Installation | Cable

| | |
|---|--|
| Cable identification | 015 |
| Cable Type | 1 |
| Jacket Color | yellow |
| Type of Certificate | cURus |
| Amount stranding | 1 |
| Stranding | 5 wires around Core filler twisted |
| Filler | yes |
| wire arrangement | brown, black, blue, white, green-yellow |
| Cable weight | 48,4 g/m |
| Material jacket | PVC |
| Shore hardness jacket | 85 ± 5 Shore A |
| Freedom from ingredients (jacket) | lead-free, cadmium-free, CFC-free, silicone-free |
| Outer-diameter (jacket) | 5,2 mm |
| Tolerance outer diameter (sheath) | ± 5 % |
| Material wire insulation | PVC |
| Amount wires | 5 |
| Outer diameter insulation | 1,25 mm |
| Outer diameter tolerance core insulation | ± 5 % |
| Shore hardness wire insulation | 45 ± 5 Shore D |
| Material properties wire insulation | good machinability |
| Ingredient freeness wire insulation | lead-free, cadmium-free, CFC-free, silicone-free |
| Amount strands (wire) | 19 |
| Diameter of single wires | 0,15 mm |
| Conductor crosssection (wire) | 0,34 mm² |
| Material conductor wire | Stranded copper wire, bare |
| Conductor type (wire) | Strand class 5 |
| Current load capacity (standard) | to DIN VDE 0298-4 |
| Current load capacity min. wire | 4,5 A |
| Electrical resistance line constant wire | 57 Ω/km @ 20 °C |
| Nominal voltage power AC max. | 300 V |
| Power frequency withstand voltage power (wire - jacket) | 2 kV @ 60 s |
| AC withstand voltage power (wire - wire) | 2 kV @ 60 s |
| Min. operating temperature (static) | -30 °C |
| Max. operating temperature (fixed) | 80 °C |
| Operating temperature min. (dynamic) | -5 °C |
| Operating temperature max. (dynamic) | 80 °C |
| Flame resistance | UL 1581 § 1100 FT2 UL 1581 § 1090 IEC 60332-2-2 |
| chemical resistance | Good, application-related testing |
| Gasoline resistance | Good, application-related testing |
| Oil resistance | DIN EN 60811-404 Good, application-related testing |
| Bending radius (fixed) | 5 x Outer diameter |
| Bending radius (dynamic) | 10 x Outer diameter |