

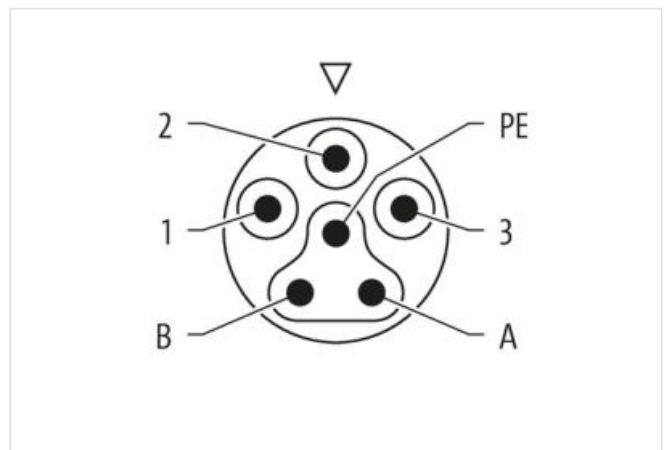
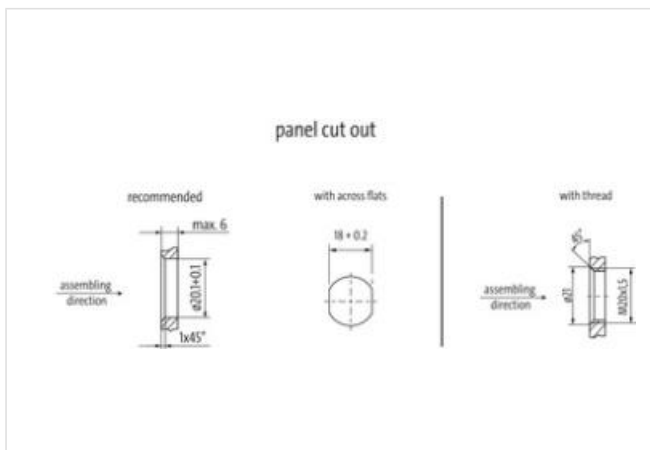
**MQ15 male recept. front 600V AC type 3**

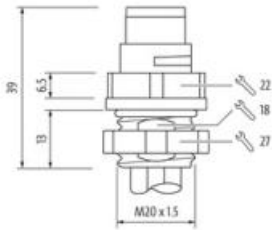
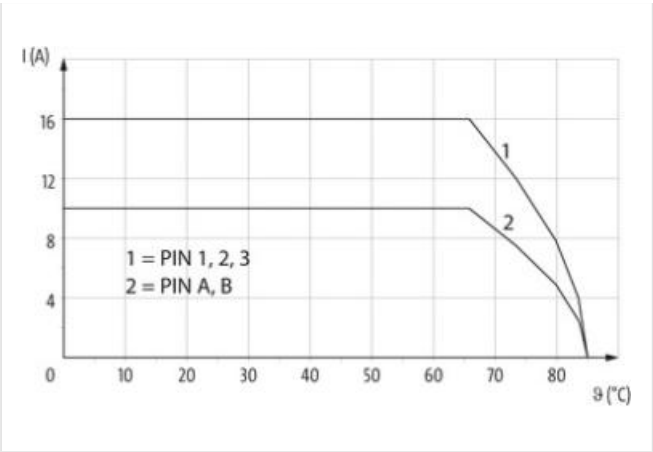
PE-X-wires 6x2.5 UL 1m

Flange male  
MQ15, 6-pole  
bayonet connector/bayonet lock  
with multi-strand wire  
Front mounting  
Fastening nut included in the delivery  
Plastic housings with good resistance against chemicals and oils.  
The resistance to aggressive media should be individually tested for your application. Further details on request.  
Further cable lengths on request.

[Link to Product](#)**Illustration**

1	BK 1
2	BK 2
3	BK 3
PE	GN YE
A	BU A
B	BU B





Product may differ from Image



Cable length	1 m
Side 1	
Mounting method	inserted, locked
Coating contact	silver-plated
Family construction form	MQ15
Coding	Type 3
Material contact	Copper alloy
No. of poles	6
Degree of protection (EN IEC 60529)	IP65, IP67
Commercial data	
ECLASS-6.0	27279218
ECLASS-6.1	27279218
ECLASS-7.0	27279218
ECLASS-8.0	27279218
ECLASS-9.0	27060311
ECLASS-10.1	27060311
ECLASS-11.1	27060311
ECLASS-12.0	27060311
ETIM-5.0	EC001855
customs tariff number	85444290
GTIN	4065909092620
Packaging unit	1
Electrical data   Supply	
Operating voltage AC per power contact max.	600 V
Operating voltage AC per signal contact max.	63 V
Operating voltage DC per signal contact max.	63 V
Operating current per power contact max.	16 A
Operating current per signal contact max.	10 A
Diagnostics	
Status indication LED	no
Installation   Pin assignment	
Configuration	fully used

Device protection   Electrical	
Degree of protection (EN IEC 60529)	IP65, IP67
Additional condition protection degree	inserted, locked
Pollution Degree	3
Rated surge voltage power contacts	6 kV
Rated surge voltage signal contacts	1,5 kV
Material group (IEC 60664-1)	I
Mechanical data   Material data	
Material housing	PA
Material contact carrier	PA
Mechanical data   Mounting data	
Looking techniques	bayonet-locking
Environmental characteristics   Climatic	
Operating temperature min.	-30 °C
Operating temperature max.	85 °C
Additional condition temperature range	depending on cable quality
Important installation notes	
Note on strain relief	Protect the connectors by suitable measures from mechanical loads, e.g. by the usage of cable ties.
Note on bending radius	<b>Attention:</b> Observe the permissible bending radii when laying cables, as the IP protection class can be endangered by excessive bending forces.
Conformity	
Product standard	IEC 61076-2-116
Resistances   Cable	
wire arrangement	black 1, black 2, black 3, blue A, blue B, green-yellow
Cable identification	P96
wire arrangement	black 1, black 2, black 3, blue A, blue B, green-yellow
Material wire insulation	PE-X
Amount wires	6
Outer diameter insulation	2,9 mm
Outer diameter tolerance core insulation	± 5 %
Conductor crosssection (wire)	2,5 mm <sup>2</sup>
Material conductor wire	copper stranded wire, tinned
Conductor type (wire)	Strand class 5
Nominal voltage AC max.	600 V
AC withstand voltage (wire - wire)	6 kV
Power frequency withstand voltage (wire - jacket)	6 kV
Min. operating temperature (static)	-40 °C
Max. operating temperature (fixed)	105 °C
Operating temperature min. (dynamic)	-20 °C
Operating temperature max. (dynamic)	105 °C
Flame resistance	IEC 60332-2-2   UL 1581 § 1100 FT2   UL 1581 § 1090
chemical resistance	Good, application-related testing
Gasoline resistance	Good, application-related testing
Oil resistance	Good, application-related testing   DIN EN 60811-404